



**CITY COUNCIL WORKSHOP AGENDA  
THURSDAY, MARCH 21, 2019 – 4:00 PM**

1. **CALL TO ORDER**
2. **ATTENDANCE**
3. **PUBLIC COMMENT** (Agenda Items Limit 3 minutes)
4. **DISCUSSION ITEMS**
  - A. Mt. Baldhead re: concept plan
  - B. Project Request re: rainbow sidewalk & interpretative sign
5. **OTHER ITEMS OF DISCUSSION**
  - A. City Council 03-25-2019 Meeting Agenda Item Review
6. **PUBLIC COMMENT** (Limit 3 minutes)
7. **COUNCIL COMMENT**
8. **ADJOURN**



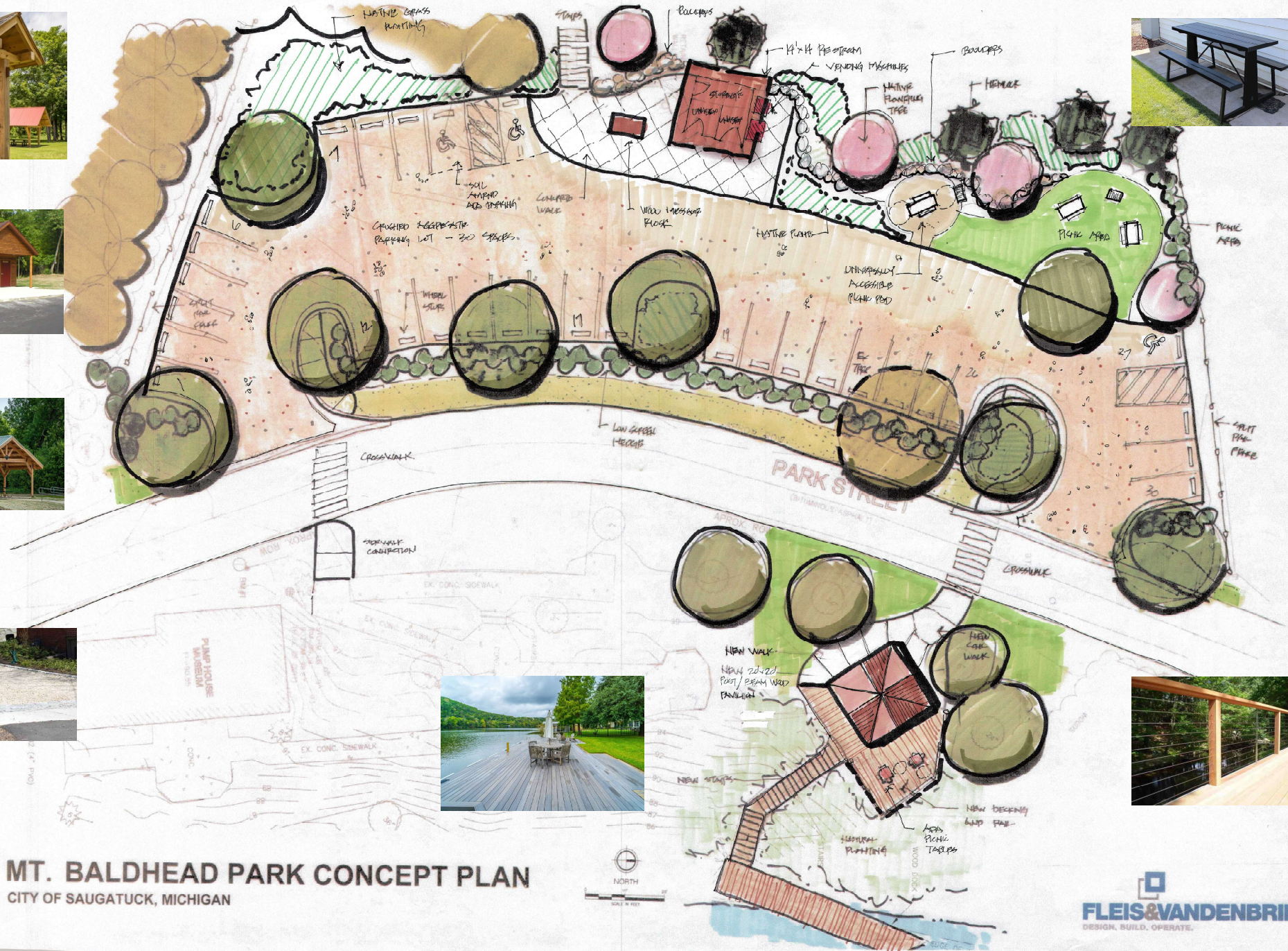
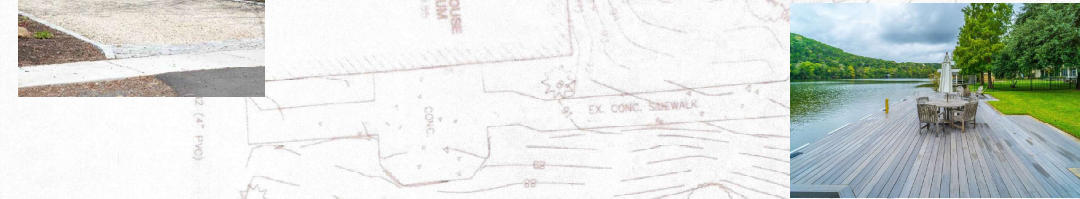
## City Council Workshop Discussion Item

To: Saugatuck City Council  
From: Kirk Harrier—City Manager  
Date: March 20, 2019  
Re: Mt. Baldhead Lower Level Improvements

---

The City Council identified making improvements to the lower level of Mt. Baldhead Park as a priority project for FY 18/19. \$500,000 was appropriated for the project. The City Council has engaged F&V Engineering to assist with developing a site plan for the proposed improvements to the property in order to apply for a MNRTF grant. Attached to this report is a conceptual site plan and cost estimate that may be used for the grant submittal. Keep in mind this would NOT be the final site plan for the project but rather function as a “placeholder” to identify the overall scope for the grant submittal. Prior to final site plan adoption, the City Council can move items around, scale them up or down and develop the final look of components as Council refines the project in future design stages. For grant submittal purposes this conceptual site plan focused on the following design principle for the project:

- Dark brown or wood look for restroom, pavilion and kiosk sign. Post and beam construction to harken to a vintage rustic feel. Pavilion may have simple shingle or shake roof instead of metal for cost savings.
- Retain a covered pavilion structure on site but relocate closer to water side of park.
- Existing sign can be relocated to location that is best.
- Small picnic areas on each side of road with tables and grills.
- Aggregate parking area to maintain rustic look. Curb stops will help align cars. Old granite curbs may be used to give it older look.
- Native grasses and plants will keep mowing and future maintenance costs down.
- Dedicated vending machine spot near restroom.
- Walk connection to museum and river pavilion area to parking.
- Synthetic deck along river to reduce maintenance.
- Maximizes parking.
- \$500,000 overall budget



**MT. BALDHEAD PARK CONCEPT PLAN**  
CITY OF SAUGATUCK, MICHIGAN

**Mt Baldhead**  
**Park Improvements**  
**City of Saugatuck**  
**Engineer's Estimate of Construction Costs**



Job: 827910  
 By: RWS  
 Date: 3/20/2019

Item No.	ITEM DESCRIPTION	UNIT	ESTIMATED QUANTITY	UNIT PRICE	ESTIMATED TOTAL
1	Mobilization, Bonds & Insurance (5% Max.)	Lsum	1	\$22,000	\$22,000
2	Misc. Removal and Disposal	Lsum	1	\$21,000	\$21,000
3	Site Preparation and Grading	Lsum	1	\$20,000	\$20,000
4	Aggregate Parking Area	SYD	1500	\$15	\$22,500
5	Handicap Parking Signs	Ea	2	\$500	\$1,000
6	Concrete Curb and Gutter	FT	120	\$20	\$2,400
7	Miscellaneous boulder walls	Ton	30	\$300	\$9,000
8	Restroom with utilities	Lsum	1	\$125,000	\$125,000
9	Sidewalks/Picnic Area	SFT	2400	\$6	\$14,400
10	Boardwalk/Stair Replacement - Kalamazoo River	SFT	1000	\$80	\$80,000
11	Pavilion	Lsum	1	\$60,000	\$60,000
12	Parking Bumpers	EA	30	\$250	\$7,500
13	Split Rail Fence	FT	400	\$15	\$6,000
14	Table seating	EA	5	\$2,000	\$10,000
15	Soil Cement - ADA Parking	CYD	10	\$130	\$1,300
17	Information Kiosk	Lsum	1	\$7,000	\$7,000
18	Miscellaneous Landscaping	Lsum	1	\$20,000	\$20,000
19	Native Grass Seeding	Sft	30,000	\$0.20	\$6,000

\*\* Does not include HMA Parking Paving or Storm Sewer for general parking

**Construction Total: \$435,000**

Survey & Engineering:         \$65,000

**Total Project Cost: \$500,000**



## City Council Workshop Discussion Item

To: Saugatuck City Council  
From: Kirk Harrier—City Manager  
Date: March 20, 2019  
Re: Rainbow Sidewalk & Interpretative Sign Project Request

---

The City received a request from an informal group of Saugatuck citizens and local residents proposing a rainbow sidewalk and learning kiosk (interpretative sign) project. The proposed project location is adjacent to the City's Culver Street parking lot. Attached to this report is the formal request with more detailed information.

### Location Photos:



Dear Saugatuck City Council Members:

It is no exaggeration to state that Saugatuck would not be the place it is today without the efforts and achievements of the LGBTQ community.

Over the years, these gay visionaries founded a repertory theatre in an old pie factory and transformed it into an award-winning venue bringing world-class artists from around the country to Saugatuck. They took an old pump house and turned it into a history museum; an old school house and turned it into a history center; a run-down mansion and turned it into an elegant bed-and-breakfast. And, through their philanthropic works, they donated over a million dollars to local charities and organizations.

Saugatuck is also one of the first cities in the United States to have not one, but three openly gay mayors, and it's among the first in the state to establish a non-discrimination ordinance, protecting people on the basis of gender identity and sexual orientation in housing, education, employment, and public accommodations.

Historian James Schmiechen writes of Saugatuck: "LGBT people have played an integral role in shaping the local culture, landscape, and economy, often taking a leadership role in area home and garden design and historic preservation/restoration - as well as business ownership, government service, and participation in and support of a multitude of community organizations."

The City of Saugatuck should recognize, celebrate, and preserve this rich history of inclusion.

Almost 40 years ago, two of Saugatuck's gay trailblazers, Carl Jennings and Larry Gammons, opened The Dunes Resort and turned it into the largest gay and lesbian resort in the Midwest. The influx of gay tourists to the Dunes boosted the overall tourism of the area. Many of the Dunes patrons ended up falling in love with the area, buying and fixing up homes, and establishing businesses and art galleries in Saugatuck.

Carl and Larry also bought and renovated several properties in Downtown Saugatuck, including the Bentley Suites, the CALA Building, and the Dockside Marketplace. The latter was a dilapidated old dock which they turned into a popular waterfront restaurant and retail space.

Other cities have recognized trailblazers such as these by renaming streets, parks, and schools in their honor.

We are proposing a Rainbow Sidewalk by the CALA Building in Downtown Saugatuck, along with an informational kiosk honoring and celebrating these gay visionaries and Saugatuck's gay history.

As you will see from the attached materials, almost 100 American cities - large and small, rural and urban - have installed Rainbow Sidewalks and Crosswalks in their downtown areas in recent years.

Why the rainbow?

The rainbow pride flag was invented in 1978 by Gilbert Baker, a gay army veteran. He made the flag for the Gay Pride parade in San Francisco, at the request of Harvey Milk, a gay city politician who was assassinated later that year. It is now one of the most recognized symbols in the world for acceptance and inclusiveness.

The Rainbow Sidewalk will signify to visitors and locals alike that Saugatuck is not only proud of its gay history, but is committed to remaining a place where all people are welcomed and celebrated, just as they are.

Thank you for your consideration.


Rainbow crosswalks have been painted in nearly 100 cities across America, from Seattle to Lexington, Kentucky.

West Hollywood, California, was the first city to have rainbow crosswalks when one was painted in 2012. Since then, numerous cities have followed suit, including: Asheville, North Carolina; San Antonio, Texas; Salisbury, Maryland; Cincinnati, Ohio; Milwaukee, Wisconsin; and Tucson, Arizona.

In June of 2018, the mayor Lansing, Michigan, Andy Schor, announced that four crosswalks in downtown Lansing would be painted the color of a Pride flag, becoming a permanent fixture in the capitol city.


Schor said, “Lansing is fun, exciting and welcoming to everyone. What better way to showcase that than to paint some of our crosswalks the colors of the rainbow, which is inclusive of all of our residents and visitors. This small gesture is to show that everyone is not only welcome but is also celebrated in Michigan’s Capital city!”

In May of 2018, the city of Kalamazoo, Michigan, installed a rainbow crosswalk at the intersection of South and Rose Streets (photo below) to honor the LGBTQ community.



“It very much speaks to the inclusive attitudes of our city, and it makes our community stronger,” said Kalamazoo Mayor, Bobby Hopewell.

Attached are some photos and examples of rainbow crosswalks in other U.S. cities. This is not a comprehensive list, by any means, but gives a nice overview.



Maplewood, New Jersey

In June 2018, Maplewood, N.J. became the first town in that state to install permanent rainbow crosswalks indicating the community's dedication to LGBT inclusivity. "We wanted to do something that would serve as a permanent marker or symbol of our commitment to inclusion," said Dean Dafis of the Maplewood Township Committee.



Phoenix, Arizona

In April 2018, the Phoenix City Council voted unanimously to install a rainbow crosswalk, saying, "The time is right to move this proposal forward to bring rainbow crosswalks ... so that our city can continue to embrace and thrive in our diversity and our inclusion and in welcoming all people who wish to visit, live in, work in, build a business in or simply enjoy the city of Phoenix."





Carrboro, North Carolina

July 2018: A small but colorful change was made to a crosswalk in Carrboro, NC. The Board of Alderman voted unanimously to add the colors of the rainbow to the crosswalk on Weaver Street near the Weaver Street Market natural foods coop. Carrboro joined the ranks of communities across the country recognizing LGBTQ residents, becoming what is thought to be the first town in North Carolina with a rainbow crosswalk. The rainbow design supports the town's history of advocacy for LGBT people. Carrboro elected the state's first openly gay and lesbian mayors in 1995 and 2013 respectively, and in 1994 was the first municipality to create a registry for domestic partners.



Salisbury, Maryland

August 2018: Volunteers are bringing a pop of color to Salisbury's streets to promote the city's progressiveness and inclusivity. The colorful new addition can be found between South Division and Market Street near the Wicomico Public Library. The crosswalk is a permanent landmark in Salisbury and a first for Maryland. "In fact, the Mayor's office has looked into it and as far as we know, this is the very first rainbow crosswalk in the state," says John Wright, board member.



Denver, Colorado

In June of 2018, a rainbow crosswalk was installed across one of Denver's most popular streets. The crosswalk was installed using thermoplastic materials to create the permanent installation. City Council members said: "This project is a visual demonstration of the neighborhood's spirit of inclusiveness and support for the LGBTQIA+ community."



San Antonio, Texas

A rainbow-themed crosswalk was installed just north of downtown San Antonio. San Antonio's transportation and capital improvements department used a thermally applied plastic that's expected to last ten years. San Antonio is the second Texas city to feature a rainbow crosswalk after Houston, which installed one last year. Councilman Robert Trevino said, "It's more than a symbol, but is also a gesture that says this is an inclusive, compassionate community."




Cincinnati, Ohio

In August 2018, the city of Cincinnati installed a rainbow crosswalk at 12th and Vine in honor of Cincinnati's LGBTQ community. "It has been incredibly important internally that we ensure every person is welcomed and valued in our city," said Councilman Chris Seelbach. "Today, we are celebrating those achievements externally with this physical display, welcoming all to our city."



Milwaukee, Wisconsin

November 2018: The City of Milwaukee is installing two rainbow crosswalks on N. Jefferson and E. Wells streets, making it Milwaukee's first permanent monument honoring the city's LGBTQ community. Funds for the crosswalk come from private donations. No taxpayer money will be used to install or maintain the crosswalks.



Lexington, Kentucky

June 2017: One Lexington intersection now has a colorful makeover honoring the community's LGBT community. The new rainbow crosswalk at N. Limestone and Short in downtown Lexington celebrates the city's rich diversity, according to the Bluegrass Community Foundation, which is funding the \$5,000 project.



Tucson, Arizona

August 2017: Arizona's first-ever Rainbow Crosswalk now spans the North Fourth Avenue-East Sixth Street intersection. In May, the City Council approved spending up to \$12,500 to complete the Rainbow Crosswalk project. "I love it. I think it's cool," said college student, Kat McLaughlin. "It's nice it's in our hometown. It's letting people know we're an accepting community."



Philadelphia, PA

June 2015: “The Philadelphia Streets Department Highway crews spent the night painting rainbow crosswalks at 13th & Locust Streets to show its support for the Philadelphia LGBT Community.”



Atlanta, GA

July 2017: A prominent intersection at the eastern edge of Midtown, near Piedmont Park, is now the most colorful roadway in Atlanta—permanently. Crews have put the finishing touches on rainbow crosswalks at the intersection of Piedmont Avenue and 10th Street—the heart of the vibrant Midtown community. Mayor Kasim Reed called the permanent installation “fitting” for the intersection as recognition of the area’s history. He also noted that the move could mark a precedent for embracing the unique qualities in Atlanta’s many vibrant neighborhoods.

# INTERPRETIVE SIGN PLANNING\*

## Cost Considerations for Panel Design, Fabrication, and Mounting

### Planning and Design Costs

The cost of designing your sign by a professional can vary greatly. Factors that affect the cost include the following:

- Do you have a theme established for your sign(s)? Can you articulate the objectives that you hope to accomplish?
- How much time can you devote to providing reference materials for the text?
- How many photographs, illustrations, and/or graphics are currently available? How many will the contractor need to hunt down, create, or purchase?
- Do you have a “corporate or regional image” already established for your signs, or will the designers be starting from ground zero? Will there be multiple signs done from the same “template”? Is there a “template” already established?
- Are you going to need a map?
- Who will be the reviewers? Will their comments be compiled and approved prior to submittal?

Given these variables, professional **design costs can range from \$2,000 – 3,500 per sign.** Costs include:

- ✓ Salary time for text development
- ✓ Image acquisition (finding photos, illustrations, etc. If images need to be purchased, plan on additional expense).
- ✓ Graphic layout and design
- ✓ File preparation for fabrication
- ✓ Project management
- ✓

#### **Costs do NOT include:**

- ✓ Contract preparation and administration
- ✓ Compilation of map data into a format useable by graphic designers.
- ✓ Panel fabrication
- ✓ Mounting structure

## Sign Materials

There are a wide variety of sign materials available for both indoor and outdoor interpretive sign panels. Choosing the right one is a matter of matching your needs and desires with your setting and available budget. (And don't forget to consider how the sign will be mounted!) These are some of the most common; technology will continue to rapidly change and new materials may become available.

Type	Advantages	Disadvantages	Cost of a 2' x 3' **
<b>Foam Board</b> (Gatorfoam or Fome-cor)	Good for temporary, indoor displays. Can be constructed in-house.	Not very durable – has a short (1-season) lifespan.	\$50
<b>Vinyl</b> (usually 3M products)	Can be made very large (up to 52" x over 100 feet long). Is thin and lightweight, so can be laminated in plastic, and then mounted on plywood, metal, acrylic, or other substrates.	Not very durable. Best for temporary displays (2-3 years, although some warranties are for 5). May bubble in very hot climates.	\$165-200 (1/8" thick)
<b>Fiberglass Embedment</b> (digital output encapsulated in clear fiberglass)	Resistant to shattering, weathering, fading, and graffiti. Excellent colors and resolution. Warranties are generally for 10 years.	May need to occasionally buff with sandpaper or car polish. Edges not as attractive as high pressure laminate.	\$200-300 (1/8" thick)
<b>High Pressure Laminate</b> (digital output encapsulated in clear plastic resin)	Resistant to shattering, weathering, fading, and graffiti. Excellent colors and resolution. Warranties come anywhere from 10-20 years.	Can be scratched or damaged, but takes a lot of effort. Panels .5" thick can be mounted without frames.	\$300-400 (1/8" thick)
<b>Anodized Aluminum</b> (gold, bronze, or silver-toned etched metal)	Very durable, low maintenance, impervious to harsh weather. Attractive for recognition plaques, and designs with line drawings.	Can be scratched. Colors are very limited (can't easily do photographs or illustrations.) Can't do really large signs.	\$450-600 (1/8" thick, color)
<b>Engraved Stone</b>	Very durable, impervious to harsh weather. Can be very compatible with outdoor settings. Can incorporate color and photographs.	Can be broken with heavy objects. Engraved details can collect dirt and debris so require periodic washing.	\$900 - \$1,500 (\$125 - \$250 per sq. ft.)
<b>Porcelain Enamel</b> (ceramic coating on metal.)	Outstanding color and resolution. Often guaranteed for 25 years. Extremely weather and vandal resistant. Requires very little maintenance.	Can be chipped or shattered by bullets, tire irons, or other heavy objects. Blowing sand can mar the surface.	\$1,500 for black and white; \$2,500 for 4-color; \$3700 for full color.

**DISCLAIMER:** Costs are shown as fabrication estimates only. Actual costs can vary widely depending on the quantity of signs ordered, freight charges, size and thickness of signs, industry innovations, and market competition. Cost estimates are as of 1/05. (Costs do not include design, mounting structures, and installation.)

## Wayside Mounting Structures and Exhibit Bases

Mounting structures and exhibit bases vary widely, depending on site characteristics, maintenance capability, budget, accessibility, and other factors. Costs can range from several thousand dollars for a custom design, to a few hundred for a simple frame base.



As an example of a simple exhibit base, the style shown at the left is a simple “Hopewell” base that is easy to install and relatively inexpensive. A standard 3’ x 2’ frame costs approximately \$400 – \$600.

## Cost Estimate Worksheet

Item	Material	Size & Quantity	Cost
Planning and Design			
Fabrication			
Installation			
Exhibit Base/ Mounting Structure			
<b>TOTAL</b>			