



CITY COUNCIL MEETING AGENDA

In-person meeting held at City Hall, 102 Butler St, Saugatuck, MI

OCTOBER 11, 2021 – 7:00 pm

The meeting will be available live, virtually on Zoom, but it is not open for virtual participation

1. Call to Order

2. Pledge of Allegiance

3. Roll Call

4. Approval of Minutes

- A. Regular City Council Meeting Minutes – September 27, 2021
- B. Regular City Council Meeting Closed Session Minutes – September 27, 2021

5. Mayor’s Comments

6. City Manager’s Report

7. Agenda Changes (Additions/Deletions)

8. Guest Speakers:

- A. Lt. Brett Ensfield – Allegan County Sheriff’s Department
- B. Saugatuck Township Fire District

9. Public Comment (Limit 3 minutes)

10. Consent Agenda: None

11. Request for Payment

- A. Accounts Payable approval

12. Introduction of Ordinances: None

13. Public Hearings: None

NOTICE:

Join online by visiting:

<https://us02web.zoom.us/j/2698572603>

Join by phone by dialing:
**(312) 626-6799 -or-
(646) 518-9805**

Then enter “Meeting ID”:
2698572603

Please send questions or comments regarding meeting agenda items prior to meeting to:
ryan@saugatuckcity.com

Requests for accommodations or interpretive services must be made 48 hours prior to this meeting. Please contact Saugatuck City Clerk at 269-857-2603 or clerk@saugatuckcity.com for further information.

14.Unfinished Business: None

15.New Business:

- A. Campbell Road Bid Selection**
- B. Planning and Zoning Consultant Engagement**
- C. Saugatuck High School Homecoming Parade Permit Approval**

16.Public Comments (Limit 3 minutes)

17.Closed Session:

- A.** Pursuant to MCL 15.268(h) of the Open Meetings Act, the City will enter into closed session to consult with its attorney.

18.Communications:

- A.** Camp Blodgett Bike Event
- B.** Jane Verplank - Holiday Lighting and Energy Letter
- C.** Russell Gardner – Photos of Mt. Baldhead Radar Building Painting

19.Boards, Commissions & Committee Reports: None

20.Council Comments:

21.Adjourn (Roll Call)



**PROPOSED CITY COUNCIL MEETING MINUTES
SAUGATUCK, MICHIGAN, SEPTEMBER 27, 2021**

The City Council met for Regular Council Meeting at 7:00 p.m. at City Hall, 102 Butler St., Saugatuck, MI 49453.

1. Call to Order:

The meeting was called to order by Mayor Bekken at 7:00 p.m.

2. Pledge of Allegiance

3. Attendance:

Present: Bekken, Stanton, Trester, Dean, Lewis, & Leo

Absent: Peterson

Others Present: City Manager Heise, Zoning Administrator Osman, Intern White, Jacob Witte & John Brennan

Council Member Peterson entered into session at 7:25 p.m.

4. Approval of Minutes:

A. Regular City Council Meeting Minutes – September 13, 2021

Motion was made by Lewis, 2nd by Trester to approve the Regular City Council Meeting Minutes from September 13, 2021, as amended. Upon roll call, the motion carried 6-0.

5. Request for Payment:

A motion was made by Trester, 2nd by Dean, to approve the accounts payable in the amount of \$1,698,696.90. Upon roll call, the motion carried 6-0.

6. Mayor's Comments: None

7. City Manager's Comments:

City Manager Heise made no further elaborations on his report from the previous workshop session.

8. Agenda Changes:

(*deletion*) 10(A) Allegan County Sheriff's Department; (*addition*) 10(C) Gregory Muncey representing SDABA

9. **Guest Speakers:**
- A. ~~Allegan County Sheriff's Department~~
 - B. **Saugatuck Township Fire District:** Fire District Board Member Fox updated Council on the September 20, 2021 Fire District Board meeting.
 - C. **Gregory Muncey of SDABA:** Muncey updated the Council on SDABA's achievements and actions from November 2020 to September 2021. He also noted upcoming events from October 2021 to December 2021. Muncey took the time to recognize current and new members on the SDABA Board for their efforts. Muncey also presented a \$3,000 check from SDABA's Sparkle Fund to Council to contribute to funding for the decorative lighting around town.
10. **Public Comment:**
- Catherine Simon (*resident*), of Maplewood Hotel, noted on the poor state of the Village Square Park and the Memorial Rose Garden. She especially noted that given the generous gift for the Memorial Rose Garden, attention and care should be directed to improve and maintain the garden for the community.
11. **Unfinished Business:** None
12. **New Business:**
- A. **Authorization for Saugatuck-Douglas Rotary Club Banner:** A motion was made by Dean, 2nd by Stanton, to approve the request to install a banner to promote the Rotary Mini-Golf Challenge within the public right of way from Monday, September 27, 2021, through Monday, October 3, 2021. Upon roll call, the motion carried unanimously.
 - B. **Preliminary Blue Star Trail Design Approval:** A motion was made by Lewis, 2nd by Trester, to approve the three (3) lane option for Washington Street to Lake Street (Douglas and Saugatuck) and full roadway separation with at grade boardwalk or retaining wall section for Lake Street to Maple Street. Upon roll call, the motion carried unanimously.
 - C. **Resolution 210927-A of Support for TAP:** A motion was made by Stanton, 2nd by Dean, to approve resolution #210927-A in support of being lead applicant for Transportation Alternative Program grant. Upon roll call, the motion carried unanimously.
 - D. **City Board Appointments:** A motion was made by Lewis, 2nd by Trester, to approve the Mayor's appointment and reappointments as presented: Bob Kubasiak to the Zoning Board of Appeals with said term expiring July 1, 2024, Bobbie Gaunt to the Planning Commission with said term expiring July 1, 2024, and Keith Patterson to the Historic District Commission with said term expiring August 1, 2024. Upon roll call, the motion carried unanimously.
 - E. **Appointment of Cindy Osman to Interim City Clerk:** A motion was made by Trester, 2nd by Peterson, to approve the City Manager's appointment of Cindy Osman to serve as Interim City Clerk. Upon roll call, the motion carried unanimously.

13. **Public Comment:** None

14. **Closed Session-Legal Opinion:**

A. Pursuant to MCL 15.268(e)(h) of the Open Meetings Act, the City will enter into closed session to consult with attorney. A motion was made by Lewis, 2nd by Leo, to move into a closed session pursuant to MCL 15.268(h) to discuss a confidential written legal opinion regarding the enforcement of zoning violations at 443 Park Street. Upon roll call, the motion carried unanimously and Council entered into closed session at 7:43 p.m.

Council entered back into open session at 9:15 p.m. A motion was made by Trester, 2nd by Leo, to come out of closed session. Upon roll call, the motion carried unanimously.

A motion made by Lewis, 2nd by Dean, that the City of Saugatuck has been informed that former members of the City Council are to be named as defendants in an action to be filed by Dune Ridge SA, LP. The former Council members are Jeff Spangler, Bill Hess, Jane Verplank and Barry Johnson. In addition, we are informed that the former City Clerk, Monica Nagel, is also to be named a defendant. It is the City's policy to stand in solidarity with its former public servants to defend them in this action, which the City deems is wholly without merit. The motion, subject to the consent of the foregoing persons, the City extends a defense and its counsel will represent them with all the other City defendants named. Upon roll call, the motion carried unanimously.

15. **Communications:**

- A. Paul Burdick – Thank You**
- B. Saugatuck Radar NRHP Nomination**
- C. Nicole Graves – Blue Star Bike Trail**
- D. Susan DeJong – Blue Star Bike Trail**

16. **Council Comments:**

Council Member Dean remarked on the great community turnout at the Saugatuck High School football game and mentioned how important the school system is in the Saugatuck community. Mayor Bekken stated how proud was of the Council for stepping up in regard to the unusual predicament the City is facing.

Council Member Peterson exited session at 9.18 p.m.

17. **Adjournment:** A motion was made by Lewis, 2nd by Trester, to adjourn at 9:20 p.m.

Respectfully Submitted,

Kate White
Deputy Clerk/Intern



City Managers Report – Highlights October 11th, 2021

Clerk Position

Interviews were conducted the week of the 4th by city staff. I'm pleased with the slate of candidates and a decision should be made on making an offer by October 15th.

Pop-up Patios & Social Districts

Pop-ups

Staff plans to host an informational meeting regarding Pop-Up patios in the coming weeks. This will be one of the last steps before presenting feedback and recommendations to Council.

Social District

The city has partnered with Saugatuck High School to help construct bag toss for the Social District gathering space. Lights in Wick's Park have been installed. Additional signage being crated to explain the Social District and games.

Traffic Light Study by Allegan County Road Commission for Blue Star Highway

Allegan County Road Commission has commenced a study for traffic light warrants and potential need (Lake Street and Allegan). Study anticipated to be complete by the end of calendar year.

Radar Signs

Radar sign on Blue Star Highway was to be installed on Blue Star Highway, we were late in receiving it, and have decided to hold off until spring. Solar panels installed at existing radar signs. All signs will soon be decommissioned for winter.

Oval Beach Staffing and operations

Beach erosion barriers being installed.

Department of Public Works (DPW) Staff

Staff is excited to have the capacity to attend to detail landscape work after their busy summer. Proposals are being sought for landscape improvements at Village Square along with the Rose Garden. They have made cosmetic repairs to the Wicks Park Gazebo until such time more substantial improvements can be made. Decommissioning of restrooms at Oval Beach and Wicks Park will begin next week, port-o-lets will remain late into the season. Holiday decorations will be the next order of business which consumes about three (3) weeks of staff time.

Blue Star Trail Update

Grant proposal being finalized by C2AE. The Committee work is on pause for the moment until such time that further design recommendations are required.

Dune Ridge Waterfront Update

Due to pending/potential litigation, Council will discuss in Closed Session.

Road resurfacing (and utility) projects

Campbell Road – On your agenda.

Mill Street- Engineer working with A1 Asphalt and DPW to schedule milling.

Maple Street- Maple street is in need of resurfacing. However, there are three infrastructure improvement projects that should coincide with the repairs, which include:

- Elevating Maple Street at the intersection of North Street, including the potential for adding culverts.
- Stormwater Improvements at Maple and Mason Street, addressing a resident concern that increased water runoff is causing erosion issues in an adjacent creek.
- Water service investigation and replacement.

Given the number of infrastructure improvements needed, this looks to be a spring '22 project.

Park Street- The road survey has been complete for months. I anticipate that staff and Council will be prepared to re-start the conversations on the Park Street project scope in the winter months. Water service investigations and potential replacement will become a large part of the project scope.

Butler/Hoffman Street sanitary project- Design is underway to connect a number of businesses to the sanitary system. The four affected property owners will be contacted next week and permitting to be submitted.

Milfoil update

Staff will bring recommendation on treatment and billing methodology during the winter months.

AT&T & Verizon Cellular Facilities

The city continues active conversations with AT&T as they continue their structural review of the Mt. Baldhead Tower for cellular use (inside existing dome). The Verizon permits for small cell technology have been provided to legal counsel for review, please anticipate seeing the permits on an upcoming agenda. Placement recommendations are being reviewed by Verizon.

City Hall Office Space

New office furniture and layout remains under review, looking forward to this winter project.

Summary of Incidents

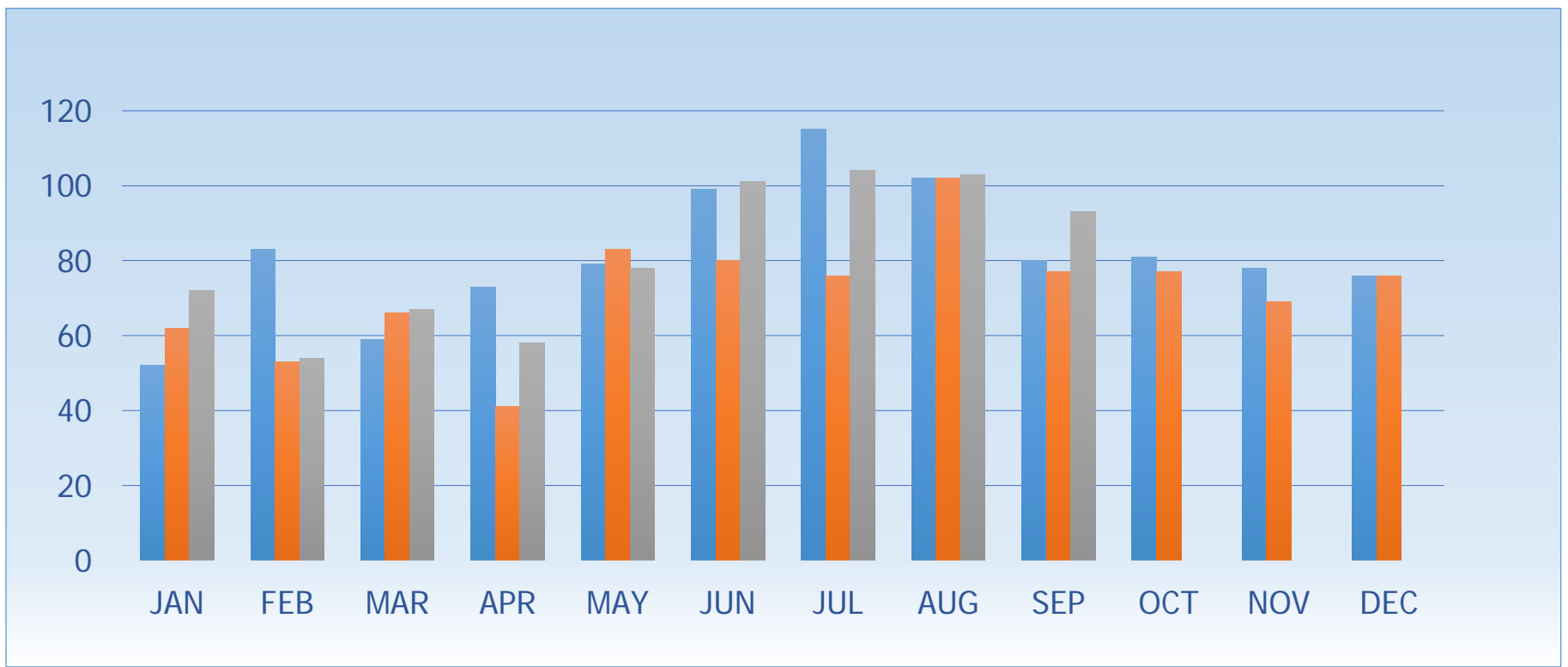
- ❖ September saw a new record high for call volume. Our total was 93. Year to date was 730 calls or a 14% increase compared to the same period as last year. However, we are still 12 calls, or 1.6%, behind 2019 at the end of September.
- ❖ Our response time for August compares to July and August at 5:22. September showed 63 emergent calls (lights and siren) another high number compared to previous months and years.
- ❖ Sunday is now the busy day compared to the rest of the week with 113 calls followed by Monday and Tuesday, a different weekend pattern that we have seen in other years where it was Friday-Sunday that showed the most calls. The hours from 10AM-9PM count for the busy time of the day, this reflects our usual statistic from previous years.
- ❖ 27 overlapping calls continued a slight decrease compared to July and August.
- ❖ Type of calls saw an increase of EMS (medical); this category counts for 73% of our volume for September. Usually, we hover around 60% of our calls but now we are pushing 75% of our total. The typical EMS call is falls at home or at sidewalks 82 such incidents, or 17.5%, reported this year followed by general sickness at 63 or 13.4% of all EMS calls.
- ❖ Total September MVIs (motor vehicle incidents, i.e., crashes) are at 4 incidents, a match of 2020, compared to 8 in 2019. We had two more incidents at Old Allegan Road and Blue Star Highway (AKA "crash corner"), a two-vehicle collision and another bike versus SUV. Please take note that as of 09/30/21, MVI's are up to a total of 63 incidents, or 43% increase. At 63 MVI's, we are only 12 incidents under the 75 MVIs for the 2019 year-end.
- ❖ Marine response slowed down with 2 incidents in September, one was a special event and the other were an assist to Saugatuck City. 24 incidents so far this year and 179 since we started recording these incidents in greater detail in 2011
- ❖ Location of calls shows Township counts for 43%, compared to Douglas at 26 and Saugatuck City at 31%.



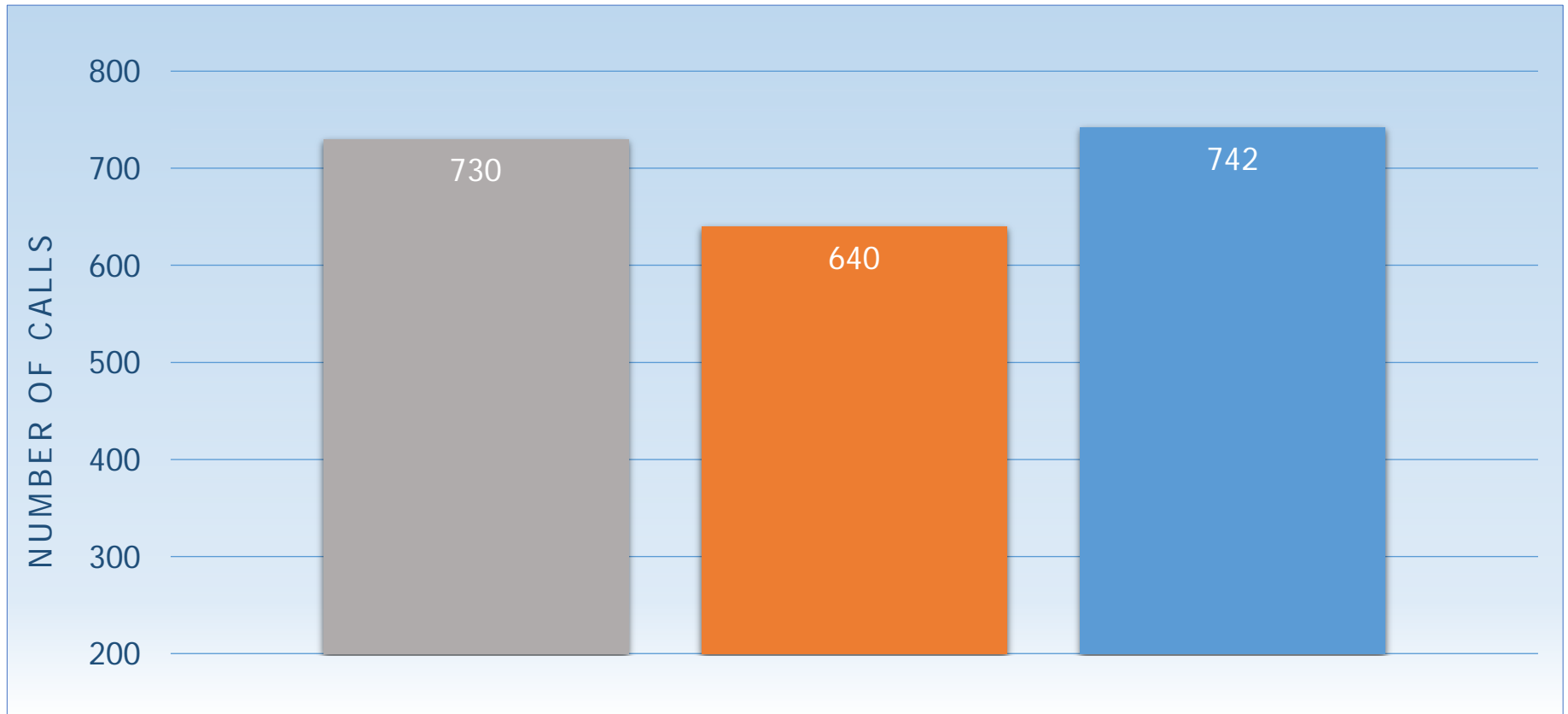
2021 Incidents by Month

[Green is an all-time high month]

YEAR	JAN	FEB	MAR	APR	MAY	JUN	JUL	AUG	SEP	OCT	NOV	DEC	TOTAL
2021	72	54	67	58	78	101	104	103	93				730
2020	62	53	66	41	83	80	76	102	77	77	69	76	862
2019	52	83	59	73	79	99	115	102	80	81	78	76	977



2019-2021 Incident Comparison

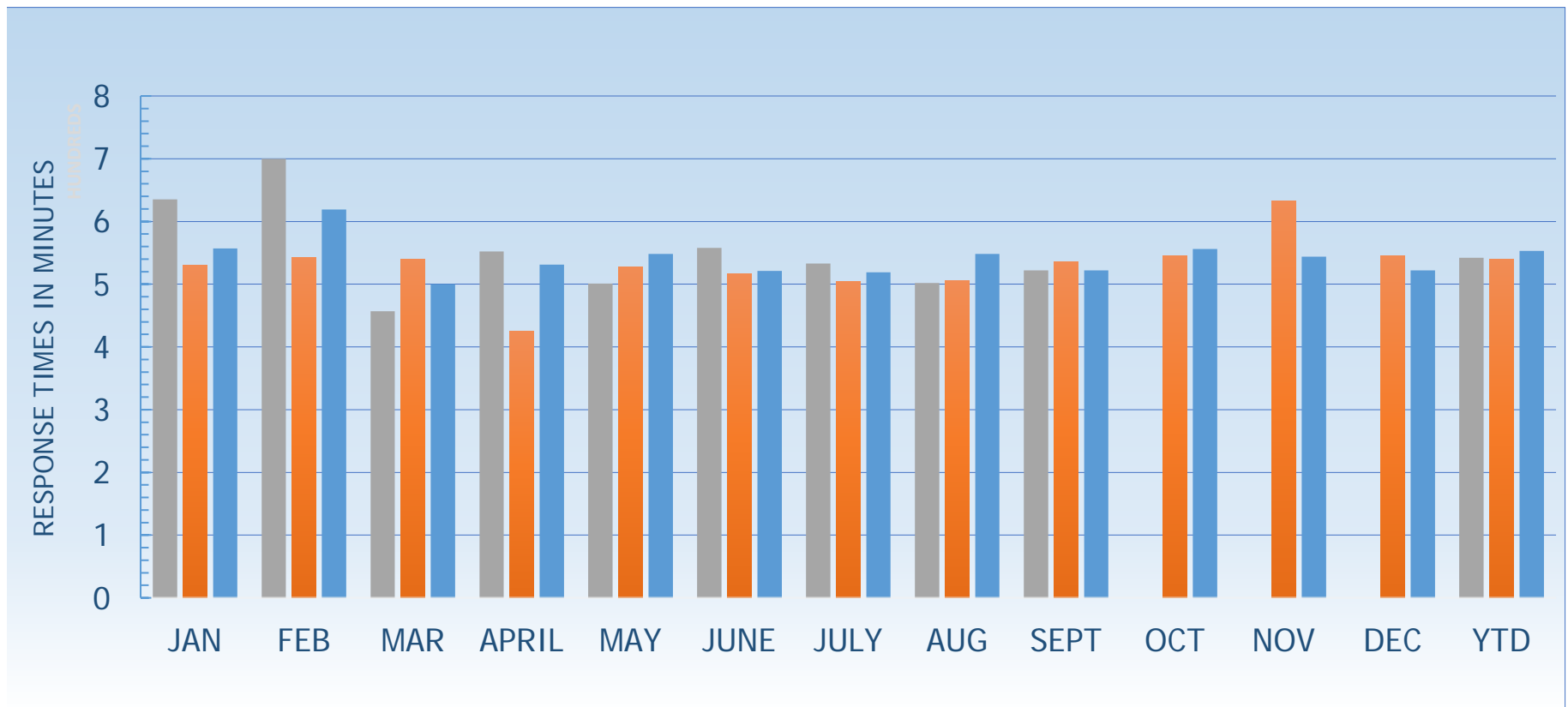


Year	September 30	+/-	+/- %
2021	730	90	14.1
2020	640	(102)	(13.7)
2019	742		

2019-2021 Response Times by Month

[From 2019 Response Times are now emergencies that requires lights and siren.]

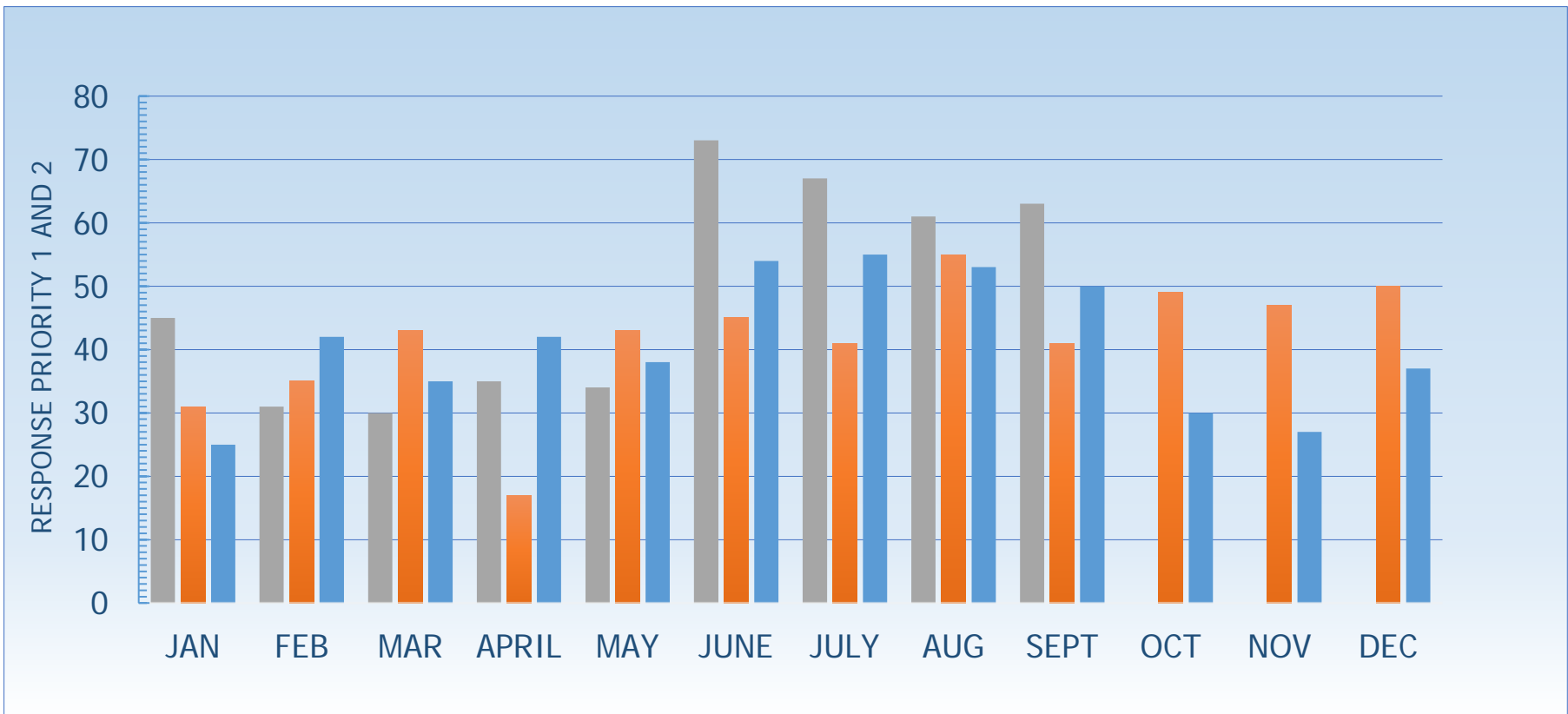
Year	JAN	FEB	MAR	APRIL	MAY	JUNE	JULY	AUG	SEPT	OCT	NOV	DEC	YTD
2021	6:35	7:00	4:57	5:52	5:01	5:58	5:33	5:02	5:22				5:42
2020	5:30	5:42	5:40	4:25	5:27	5:16	5:04	5:05	5:36	5:45	6:33	5:45	5:40
2019	5:57	6:19	5:00	5:31	5:48	5:21	5:19	5:48	5:22	5:56	5:44	5:22	5:53



2021 Emergency Responses

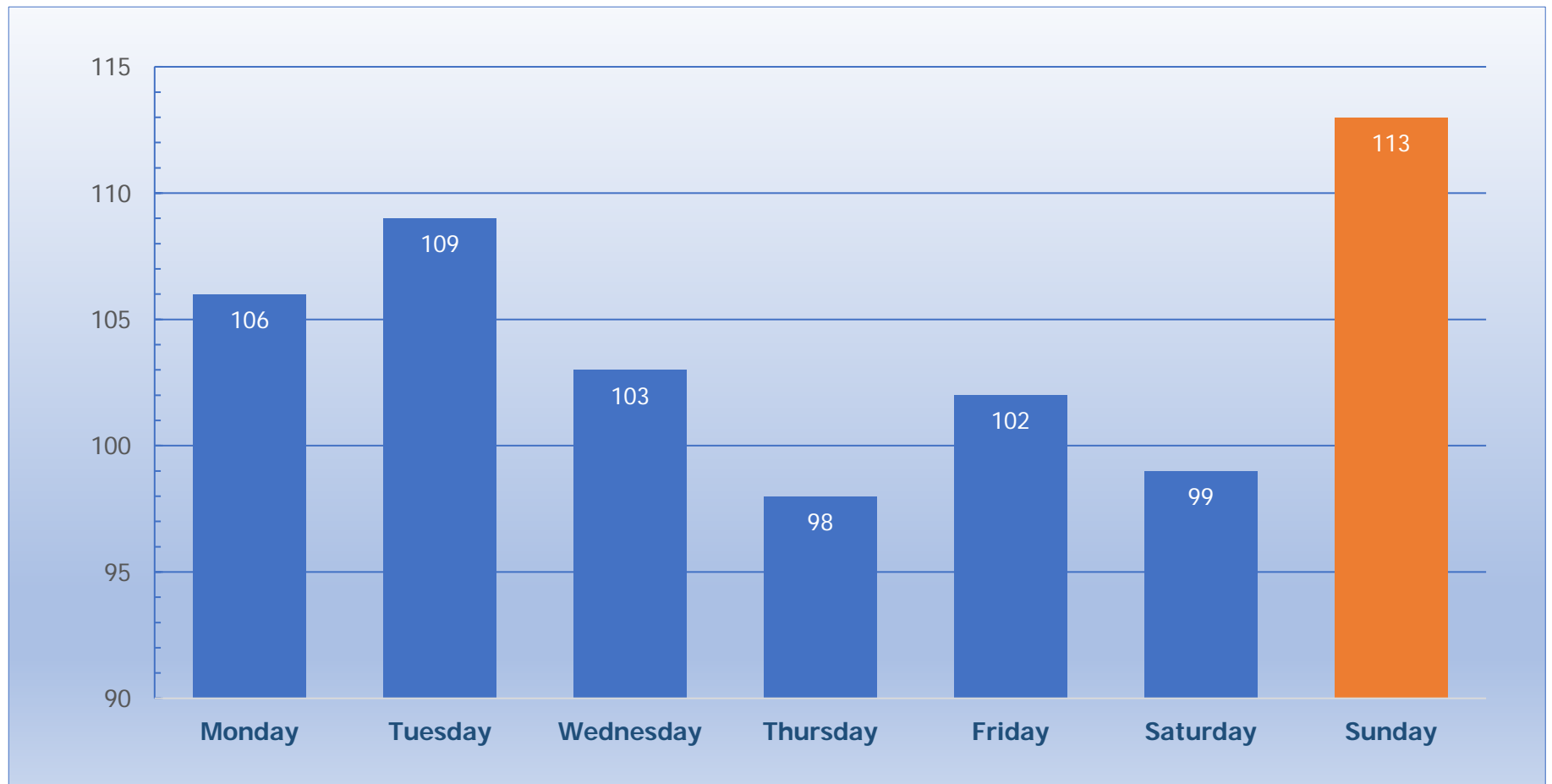
[Emergent responses per month in our district.]

Year	JAN	FEB	MAR	APRIL	MAY	JUNE	JULY	AUG	SEPT	OCT	NOV	DEC	YTD
2021	45	31	30	35	34	73	67	61	63				439
2020	31	35	43	17	43	45	41	55	41	49	47	50	497
2019	25	42	35	42	38	54	55	53	50	30	27	37	488

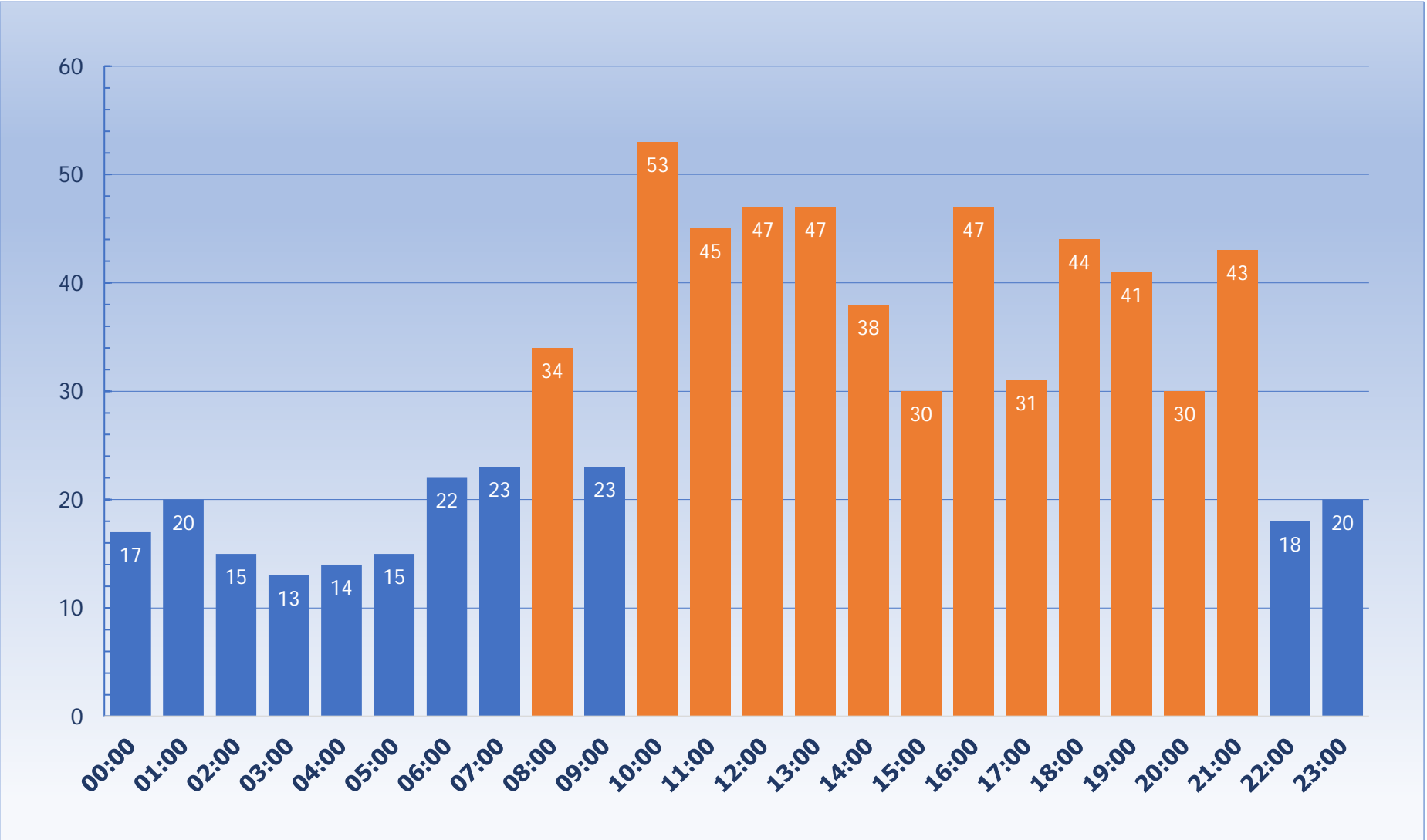


2021 Incidents per Day of the Week

Monday	Tuesday	Wednesday	Thursday	Friday	Saturday	Sunday
106	109	103	98	102	99	113



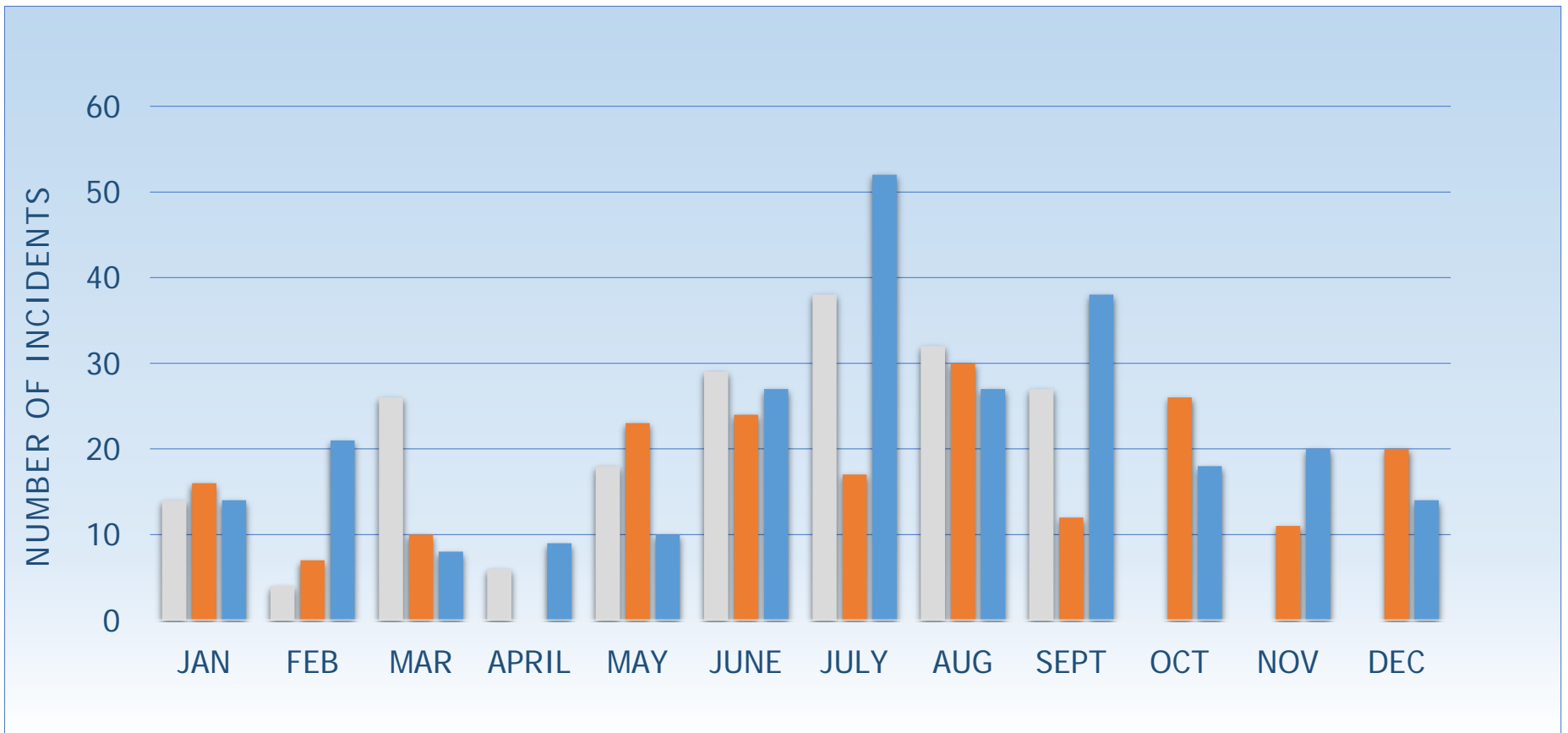
2021 Incidents by Time of Day



2021 Overlapping Incidents YTD

[Another emergency incident that requires fire department response that occurs within the time frame of a previous emergency incident.]

Year	JAN	FEB	MAR	APRIL	MAY	JUNE	JULY	AUG	SEPT	OCT	NOV	DEC	TOTAL
2021	14	4	26	6	18	29	38	32	27				194
2020	16	7	10	0	23	24	17	30	12	26	11	20	196
2019	14	21	8	9	10	27	52	27	38	18	20	14	258



National Fire Incident Reporting System (NFIRS) Incident Code Guide

100 Series (Fire)

- (11) Structure Fire**
 - (111) Building Fire
 - (112) Fires in structures other than in a building
 - (113) Cooking fire, confined to container
 - (114) Chimney or flue fire, confined to chimney or flue
 - (115) Incinerator overload or malfunction, fire confined
 - (116) Fuel burner/boiler malfunction, fire confined
 - (117) Commercial compactor fire, confined to rubbish
 - (118) Trash, or rubbish fire in a structure, no flame damage
- (12) Fire in mobile property used as a fixed structure**
 - (121) Fire in mobile home used as a fixed residence
 - (122) Fire in motor home, camper, recreational vehicle
 - (123) Fire in portable building, fixed location
- (13) Mobile property (vehicle) fire**
 - (131) Passenger vehicle fire
 - (132) Road freight or transport vehicle fire
 - (133) Rail vehicle fire
 - (134) Water vehicle fire
 - (135) Aircraft vehicle fire
 - (136) Self-propelled motor home or recreational vehicle fire
 - (137) Camper or recreational vehicle
 - (138) Off-road vehicle or heavy equipment fire
- (14) Natural vegetation fire**
 - (141) Forest, woods, or wildland fire
 - (142) Brush, or brush and grass mixture fire
 - (143) Grass fire, includes fire confined to area.
- (15) Outside rubbish fire**
 - (151) Outside rubbish, trash, or waste fire
 - (152) Garbage dump or sanitary landfill fire
 - (153) Construction or demolition landfill fire
 - (154) Dumpster or other outside trash receptacle fire
 - (155) Outside stationary compactor/compacted trash fire
- (16) Special outside fire**
 - (161) Outside storage fire on residential or commercial/ industrial property
 - (162) Outside equipment fire
 - (163) Outside gas or vapor combustion explosion
 - (164) Outside mailbox fire
- (17) Cultivated vegetation, crop fire**
 - (171) Cultivated grain or crop fire
 - (172) Cultivated orchard or vineyard fire
 - (173) Cultivated trees or nursery stock fire

200 Series (Overpressure Explosion, Overheat - No Fire)

- (21) Overpressure rupture from steam (no ensuing fire)**
 - (211) Overpressure rupture of steam pipe or pipeline
 - (212) Overpressure rupture of steam boiler
 - (213) Steam rupture of pressure or process vessel
- (22) Overpressure rupture from air or gas - no fire**
 - (221) Overpressure rupture of air or gas pipe/pipeline
 - (222) Overpressure rupture of boiler from air or gas
 - (223) Air or gas rupture of pressure or process vessel
- (23) Overpressure rupture, chemical reaction - no fire**
 - (231) Chemical reaction rupture of pressure or process vessel
- (24) Explosion (no fire)**
 - (241) Munitions or bomb explosions (no fire)
 - (242) Blasting agent explosion (no fire)
 - (243) Fireworks explosion (no fire), all classes of fireworks
- (25) Excessive heat, scorch burns with no ignition**
 - (251) Excessive heat, scorch burns with no ignition

300 Series (Rescue & EMS Incidents)

- (31) Medical assist**
 - (311) Medical assist, assist EMS crew
- (32) Emergency medical service (EMS) incident**
 - (321) EMS call, excluding vehicle accident with injury
 - (322) Vehicle accident with injuries
 - (323) Motor vehicle/pedestrian accident (MV Ped)
 - (324) Motor vehicle accident with no injuries
- (33) Lock-in**
 - (331) Lock-in, includes vehicles (if lock-out, use 511)
- (34) Search for lost person**
 - (341) Search for person on land
 - (342) Search for person in water
 - (343) Search for person underground
- (35) Extrication, rescue**
 - (351) Extrication of victim(s) from building/structure
 - (352) Extrication of victim(s) from vehicle
 - (353) Removal of victim(s) from stalled elevator
 - (354) Trench/below grade rescue
 - (355) Confined space rescue
 - (356) High angle rescue
 - (357) Extrication of victim(s) from machinery
- (36) Water or ice-related rescue**
 - (361) Swimming/recreational water areas rescue
 - (362) Ice rescue
 - (363) Swift water rescue
 - (364) Surf rescue
 - (365) Watercraft rescue
- (37) Electrical rescue**
 - (371) Electrocutation or potential electrocution
 - (372) Trapped by power lines
- (38) Rescue or EMS standby**
 - (381) Rescue or EMS standby; hazardous conditions

400 Series (Hazardous Conditions - No Fire)

- (41) Combustible/flammable spills & leaks**
 - (411) Gasoline or other flammable liquid spill, Class I
 - (412) Gas leak (natural gas or LPG)
 - (413) Oil or other combustible liquid spill, Class II or III
- (42) Chemical release, reaction or toxic condition**
 - (421) Chemical hazard (no spill or leak)
 - (422) Chemical spill or leak
 - (423) Refrigeration leak
 - (424) Carbon monoxide incident
- (43) Radioactive condition**
 - (431) Radiation leak, radioactive material
- (44) Electrical wiring/equipment problem**
 - (441) Heat from short circuit (wiring), defective/worn insulation
 - (442) Overheated motor or wiring
 - (443) Breakdown of light ballast
 - (444) Power line down
 - (445) Arcing, shorted electrical equipment
- (45) Biological hazard**
 - (451) Biological hazard, confirmed or suspected
- (46) Accident, potential accident**
 - (461) Building or structure weakened or collapsed
 - (462) Aircraft standby
 - (463) Vehicle accident, general cleanup
- (47) Explosive, bomb removal**
 - (471) Explosive, bomb removal (for bomb scare, use 721)
- (48) Attempted burning, illegal action**
 - (481) Attempt to burn
 - (482) Threat to burn

500 Series (Service Call)

- (51) Person in distress**
 - (511) Lock-out
 - (512) Ring or jewelry removal, no transport to hospital
- (52) Water problem**
 - (521) Water (not people) evacuation
 - (522) Water or steam leak, includes open hydrants
- (53) Smoke problem**
 - (531) Smoke or odor removal
- (54) Animal problem or rescue**
 - (541) Animal problem
 - (542) Animal rescue
- (55) Public service assistance**
 - (551) Assist police or other governmental agency
 - (552) Police matter
 - (553) Public service, not government agencies
 - (554) Assist invalid
 - (555) Defective elevator, no occupants
- (56) Unauthorized burning**
 - (571) Cover assignment, standby at fire station, move-up

600 Series (Good Intent Calls)

- (61) Dispatched and canceled enroute**
 - (611) Dispatched & canceled enroute
- (62) Wrong location, no emergency found**
 - (621) Wrong location
 - (622) No incident found at dispatch address
- (63) Controlled burning**
 - (631) Authorized controlled burning
 - (632) Prescribed fire (with prior written, approved fire plan)
- (64) Vicinity alarm**
 - (641) Vicinity alarm (incident in other location)
- (65) Steam, other gas mistaken for smoke**
 - (651) Smoke scare, odor of smoke, not steam
 - (652) Steam, vapor, fog or dust thought to be smoke
 - (653) Smoke from barbecue, tar kettle (not hostile fire)
- (66) EMS call where party has been transported**
 - (661) EMS call, party transported by non-fire agency
- (67) Hazmat release investigation w/ no hazmat**
 - (671) Hazmat release investigation w/ no hazmat found
 - (672) Biological hazard, none found

700 Series (False Alarms & False Calls)

- (71) Malicious, mischievous false alarm**
 - (711) Municipal alarm system, malicious false alarm
 - (712) Direct tie to FD, malicious/false alarm
 - (713) Telephone, malicious false alarm
 - (714) Central station, malicious false alarm
 - (715) Local alarm system, malicious false alarm
- (72) Bomb scare**
 - (721) Bomb scare - no bomb
- (73) System or detector malfunction**
 - (731) Sprinkler activation due to system malfunction or failure
 - (732) Extinguishing system activation due to malfunction
 - (733) Smoke detector activation due to malfunction
 - (734) Heat detector activation due to malfunction
 - (735) Alarm system activation due to malfunction
 - (736) CO detector activation due to malfunction
- (74) Unintentional system/detector operation - no fire**
 - (741) Sprinkler activation, no fire - unintentional
 - (742) Extinguishing system activation
 - (743) Smoke detector activation, no fire - unintentional
 - (744) Detector activation, no fire - unintentional
 - (745) Alarm system activation, no fire - unintentional
 - (746) Carbon monoxide detector activation, no CO
- (75) Biological hazard**
 - (751) Biological hazard, malicious false report

800 Series (Severe Weather & Natural Disaster)

- (81) Severe Weather & Natural Disaster**
 - (811) Earthquake assessment, not rescue/other service
 - (812) Flood assessment, not water rescue
 - (813) Wind storm, tornado/hurricane assessment
 - (814) Lightning strike (no fire), includes investigation
 - (815) Severe weather or natural disaster standby

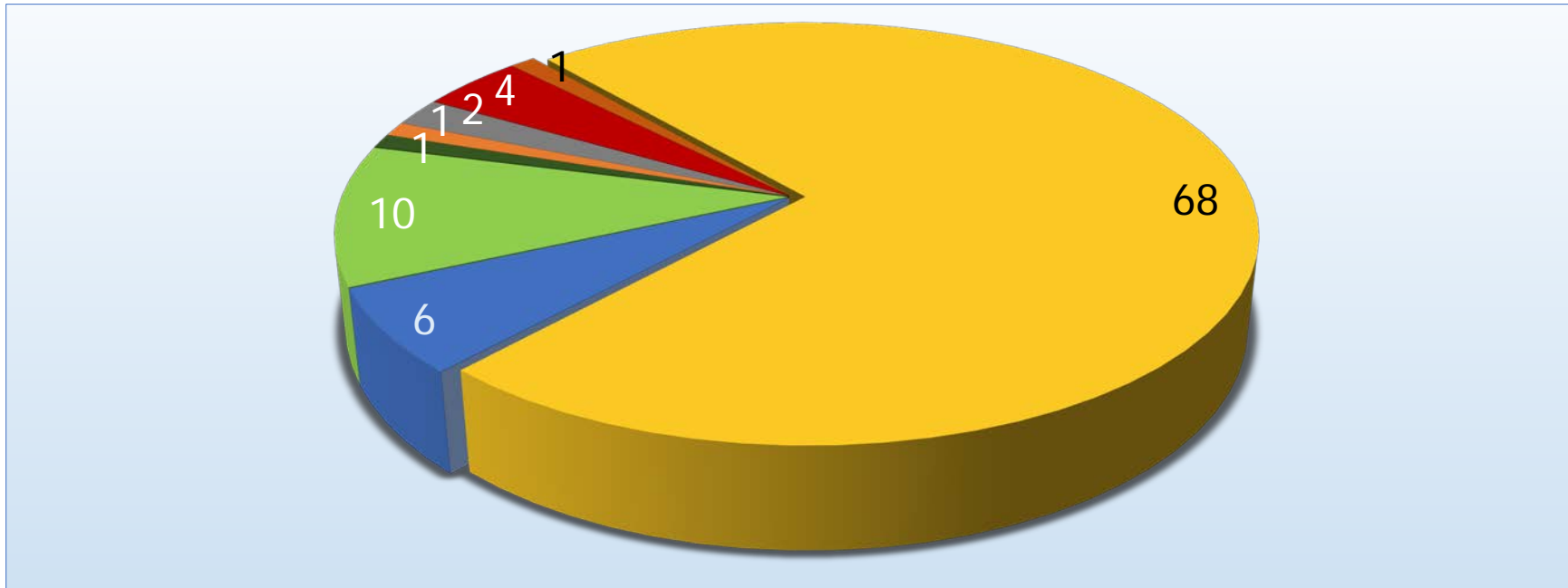
900 Series (Special Incident Type)










- (91) Citizen compliant**
 - (911) Citizen complaint, includes code violations



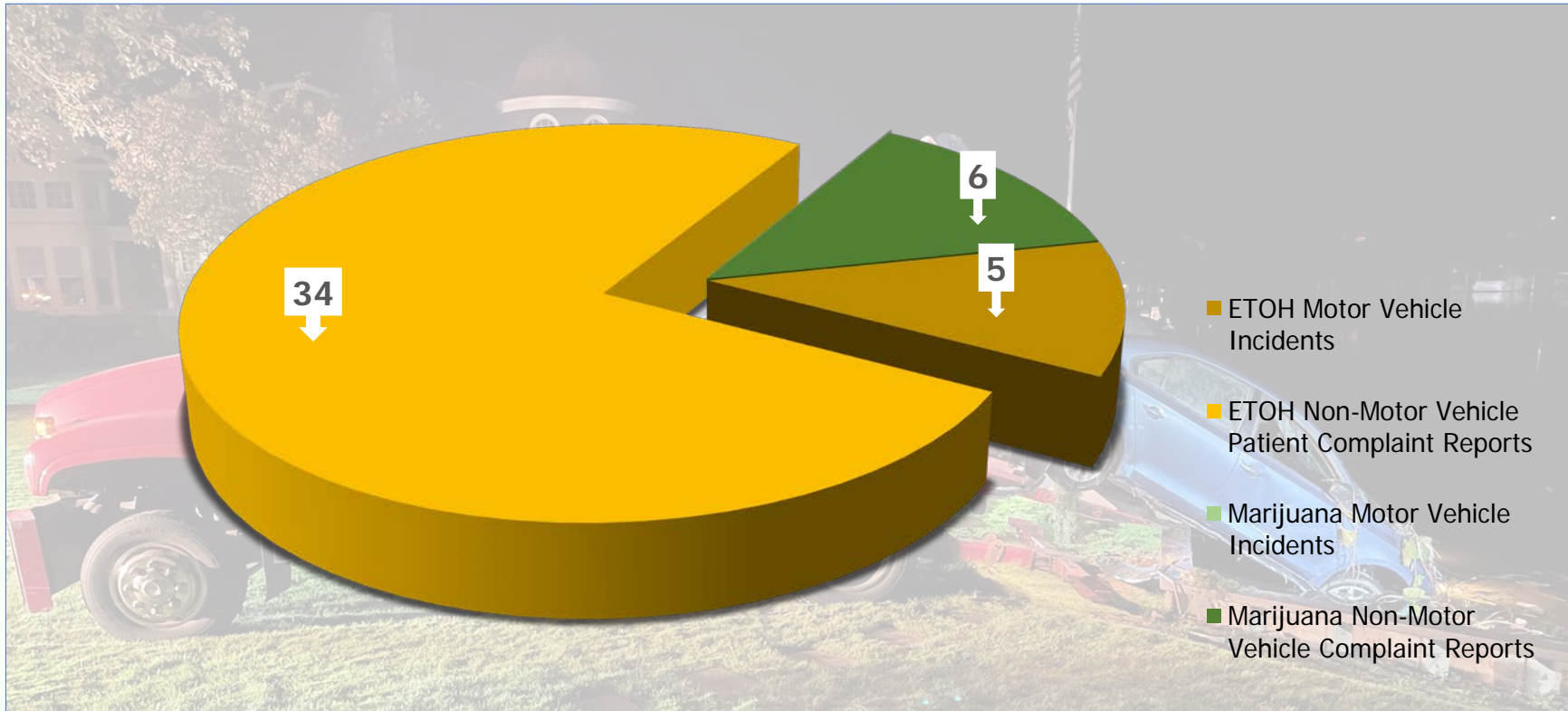
All Incident Type Codes are part of the National Fire Incident Reporting System standard NFIRS used in this document.

September 2021 Incidents by NFIRS Type



Type Of Incident:	Total Incidents:	Percentage Value:
 100s - All types of fire, structure, vehicle and wildland.	4	4.3%
 200s - Excessive heat, explosions and ruptured pipelines. No Fire.	1	1.1%
 300s - Medical assist, traffic accidents, water and ice rescues.	68	73.1%
 400s - Hazardous Conditions, gas leaks and carbon monoxide etc.	0	0.0%
 500s - Public service Calls. Water and smoke problems. Animal rescue.	6	6.5%
 600s - Cancelled calls, controlled burns and smoke investigation.	10	10.8%
 700s - False alarms. Smoke, heat and CO detector malfunctions.	1	1.1%
 800s - Severe weather, flooding, storm and lightning strike damage.	1	1.1%
 900s - Community participation and citizen concerns.	2	2.2%
	93	100.0%

2021 YTD ETOH and Marijuana Related



Type Of Incident:	Incidents:	Percentage:
01 ETOH Motor Vehicle Incidents	5	1.1%
02 ETOH Non-Motor Vehicle Patient Complaint Reports	34	7.2%
03 Marijuana Motor Vehicle Incidents	0	0.0%
04 Marijuana Non-Motor Vehicle Complaint Reports	6	1.3%
Total Impaired Complaints	45	9.6%
<i>All other EMS Complaints</i>	424	90.4%
<i>Total EMS Complaints</i>	469	100.0%

2021 YTD ETOH and Marijuana Related by Month

	JAN	FEB	MARCH	APRIL	MAY	JUNE	JULY	AUG	SEP	OCT	NOV	DEC	Total
1	03202	07302	17902	24302	26202	34704	48202	53802	64902				
2	04802			24302	27702	35602	48204	54404	65002				
3	05302			24302		35702	48602	55002	65502				
4	06502					40902	51302	56902	66302				
5	07202					41504	51402	58002	66802				
6						42002	51802	58301	67002				
7						43002		59301	69401				
8								59602	70402				
9								60704					
10								60901					
11								60901					
12								62704					
13													
14													
	5	1	1	3	2	7	6	12	8	0	0	0	45

01	ETOH Motor Vehicle Incident
02	ETOH Non-Motor Vehicle Patient Complaint Reports
03	Marijuana Motor Vehicle Incident
04	Marijuana Non-Motor Vehicle Complaint Reports

2018-2021 ETOH and Marijuana Related

ETOH		Marijuana		Totals		
ETOH Motor Vehicle Incidents	ETOH Non-Motor Vehicle Patient Complaint Reports	Marijuana Motor Vehicle Incidents	Marijuana Non-Motor Vehicle Complaint Reports	Annual Grand Total	Difference in Percent from Previous Year	Year
5	34	0	6	45	-22%	2021
2	47	2	7	58	0%	2020
2	55	0	1	58	-9%	2019
3	58	1	2	64	-	2018
Totals by Category						
12	194	3	16	225		

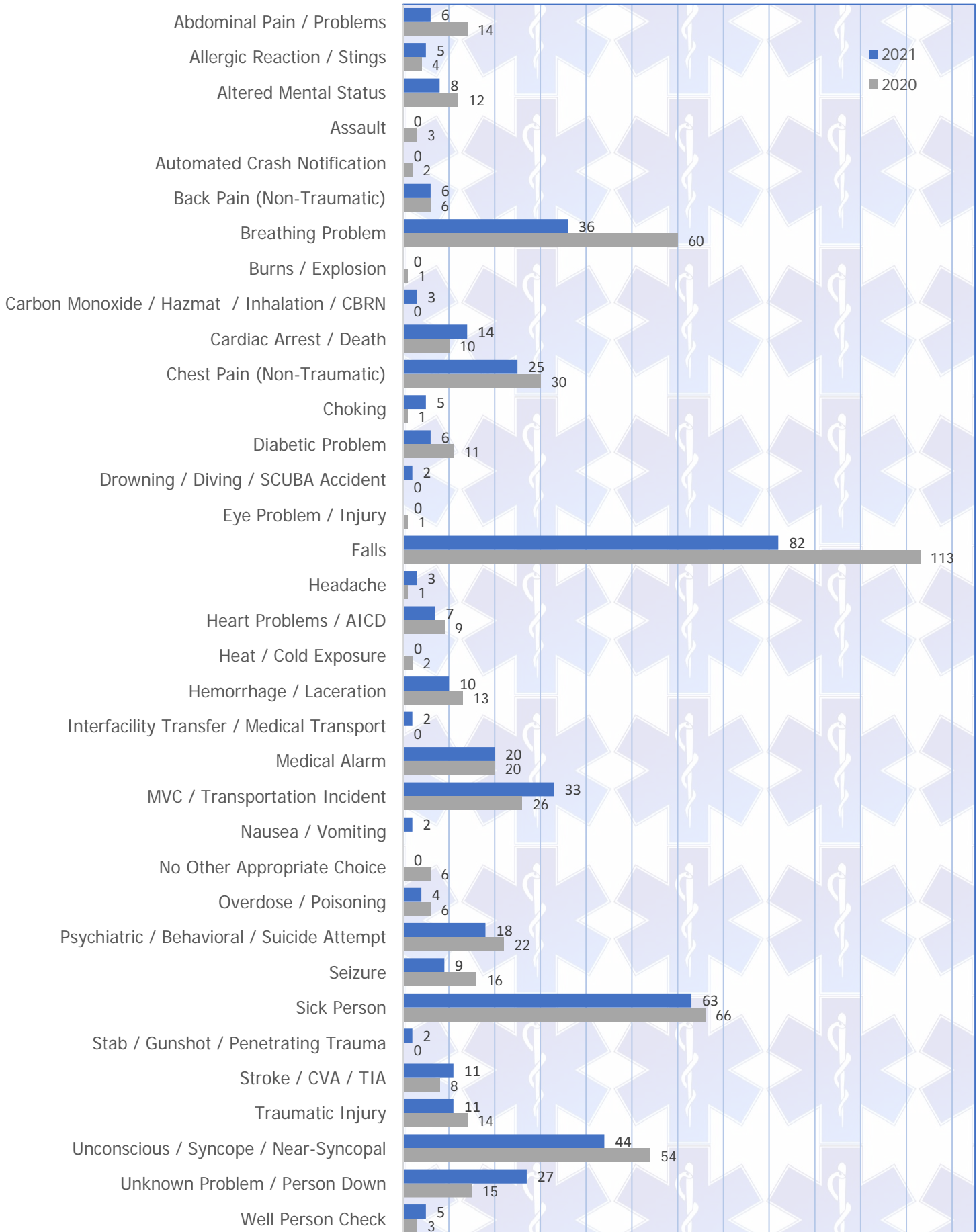
NEMSIS Report January 1, 2020-September 30, 2021

(National Emergency Medical Service Information System)

Incident Complaint Reported By Dispatch	Number of Patients 2021	Percent of Total Patients 2021	Number of Patients 2020	Percent of Total Patients 2020	Response Priority
Abdominal Pain / Problems	6	1.28%	14	2.55%	1
Allergic Reaction / Stings	5	1.07%	4	0.73%	1
Altered Mental Status	8	1.71%	12	2.19%	3
Assault	0	0.00%	3	0.55%	1
Automated Crash Notification	0	0.00%	2	0.36%	1
Back Pain (Non-Traumatic)	6	1.28%	6	1.09%	3
Breathing Problem	36	7.68%	60	10.93%	1
Burns / Explosion	0	0.00%	1	0.18%	1
Carbon Monoxide / Hazmat / Inhalation / CBRN	3	0.64%	0	0.00%	1
Cardiac Arrest / Death	14	2.99%	10	1.82%	1
Chest Pain (Non-Traumatic)	25	5.33%	30	5.46%	1
Choking	5	1.07%	1	0.18%	1
Diabetic Problem	6	1.28%	11	2.00%	1
Drowning / Diving / SCUBA Accident	2	0.43%	0	0.00%	1
Eye Problem / Injury	0	0.00%	1	0.18%	3
Falls	82	17.48%	113	20.59%	3
Headache	3	0.64%	1	0.18%	3
Heart Problems / AICD	7	1.49%	9	1.64%	1
Heat / Cold Exposure	0	0.00%	2	0.36%	1
Hemorrhage / Laceration	10	2.13%	13	2.37%	1
Interfacility Transfer / Medical Transport	2	0.43%	0	0.00%	3
Medical Alarm	20	4.26%	20	3.64%	1
MVC / Transportation Incident	33	7.04%	26	4.74%	1
Nausea / Vomiting	2	0.43%			1
No Other Appropriate Choice	0	0.00%	6	1.09%	3
Overdose / Poisoning	4	0.85%	6	1.09%	1
Psychiatric / Behavioral / Suicide Attempt	18	3.84%	22	4.01%	1
Seizure	9	1.92%	16	2.91%	1
Sick Person	63	13.43%	66	12.03%	3
Stab / Gunshot / Penetrating Trauma	2	0.43%	0	0.00%	1
Stroke / CVA / TIA	11	2.35%	8	1.46%	1
Traumatic Injury	11	2.35%	14	2.55%	1
Unconscious / Syncope / Near-Syncopal	44	9.38%	54	9.84%	1
Unknown Problem / Person Down	27	5.76%	15	2.73%	1
Well Person Check	5	1.07%	3	0.55%	3
Totals EMS	469	100%	549	100%	
Totals All Calls	730	64%	862	64%	

EMS Calls - 2021-2020

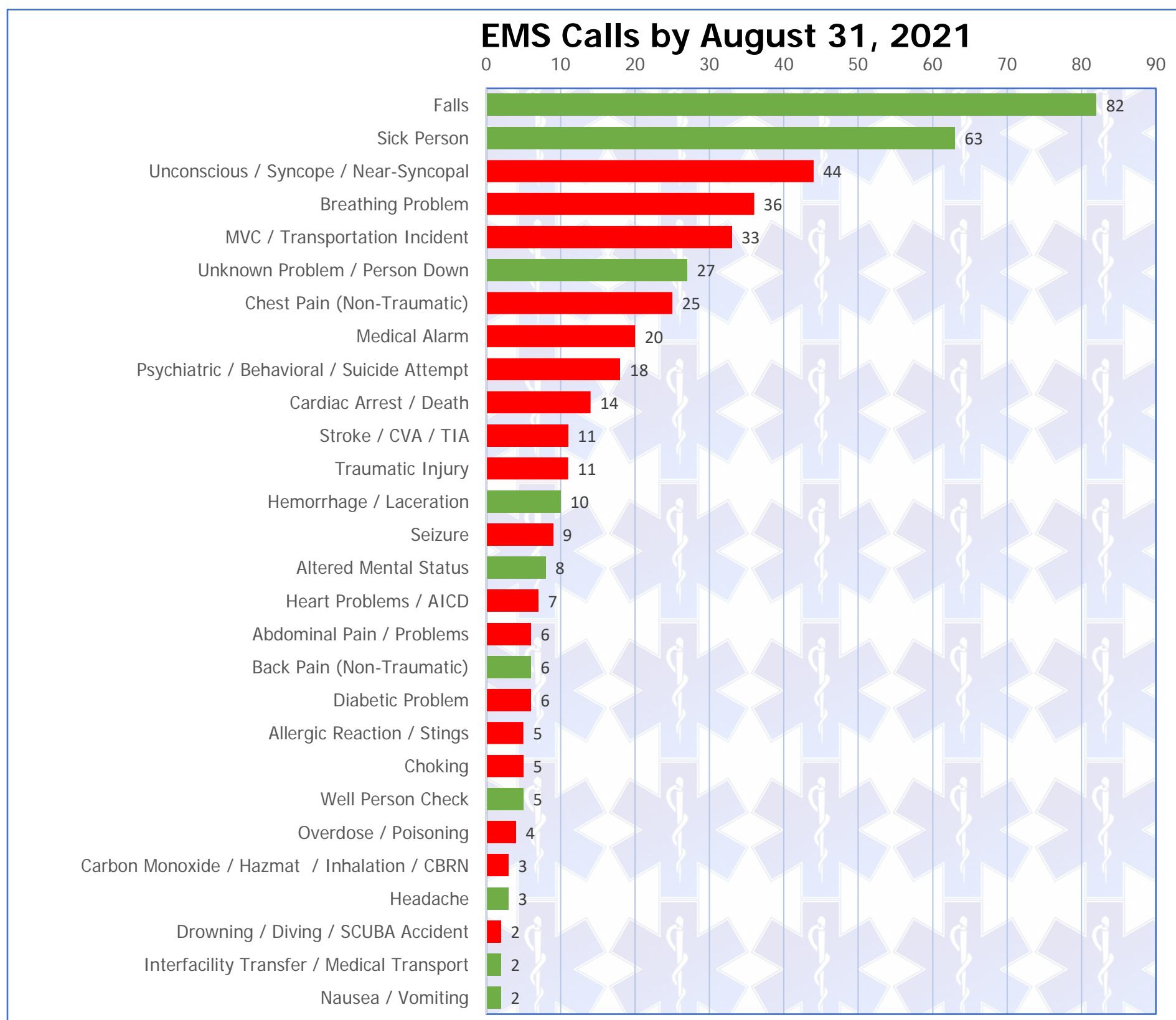
0 10 20 30 40 50 60 70 80 90 100 110 120



NEMESIS Report by September 30, 2021

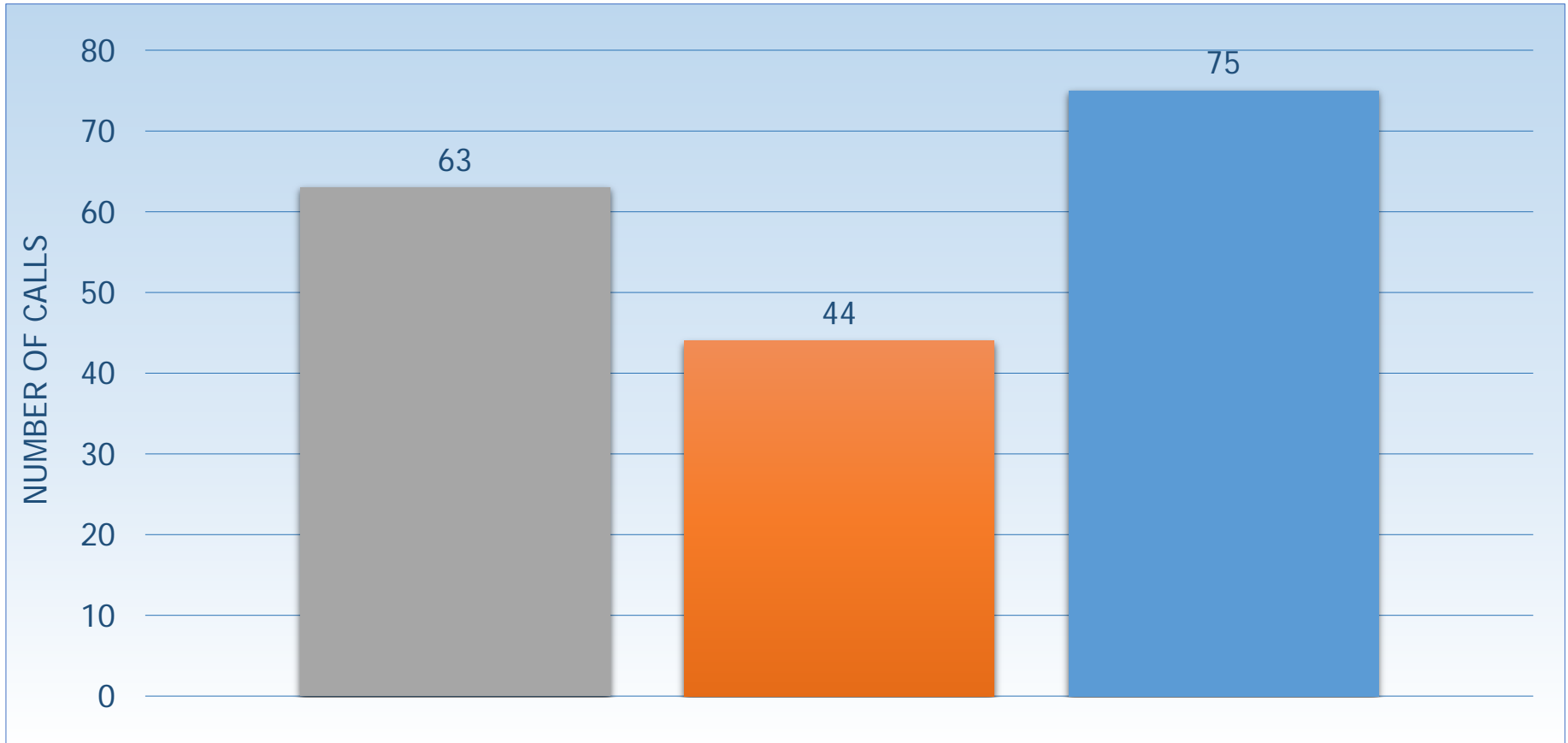
(National Emergency Medical Service Information System)

Incident Complaint Reported By Dispatch	Number of Patients 2021	Percent of Total Runs 2021	Response Priority
Falls	82	17.48%	3
Sick Person	63	13.43%	3
Unconscious / Syncope / Near-Syncopal	44	9.38%	1
Breathing Problem	36	7.68%	1
MVC / Transportation Incident	33	7.04%	1
Unknown Problem / Person Down	27	5.76%	1
Chest Pain (Non-Traumatic)	25	5.33%	1
Medical Alarm	20	4.26%	1
Psychiatric / Behavioral / Suicide Attempt	18	3.84%	1
Cardiac Arrest / Death	14	2.99%	1
Stroke / CVA / TIA	11	2.35%	1
Traumatic Injury	11	2.35%	1
Hemorrhage / Laceration	10	2.13%	3
Seizure	9	1.92%	1
Altered Mental Status	8	1.71%	3
Heart Problems / AICD	7	1.49%	1
Abdominal Pain / Problems	6	1.28%	1
Back Pain (Non-Traumatic)	6	1.28%	3
Diabetic Problem	6	1.28%	1
Allergic Reaction / Stings	5	1.07%	1
Choking	5	1.07%	1
Well Person Check	5	1.07%	3
Overdose / Poisoning	4	0.85%	1
Carbon Monoxide / Hazmat / Inhalation / CBRN	3	0.64%	1
Headache	3	0.64%	3
Drowning / Diving / SCUBA Accident	2	0.43%	1
Interfacility Transfer / Medical Transport	2	0.43%	3
Nausea / Vomiting	2	0.43%	3
Stab / Gunshot / Penetrating Trauma	2	0.43%	1
Totals EMS	469	100%	
Totals All Calls	730	64%	



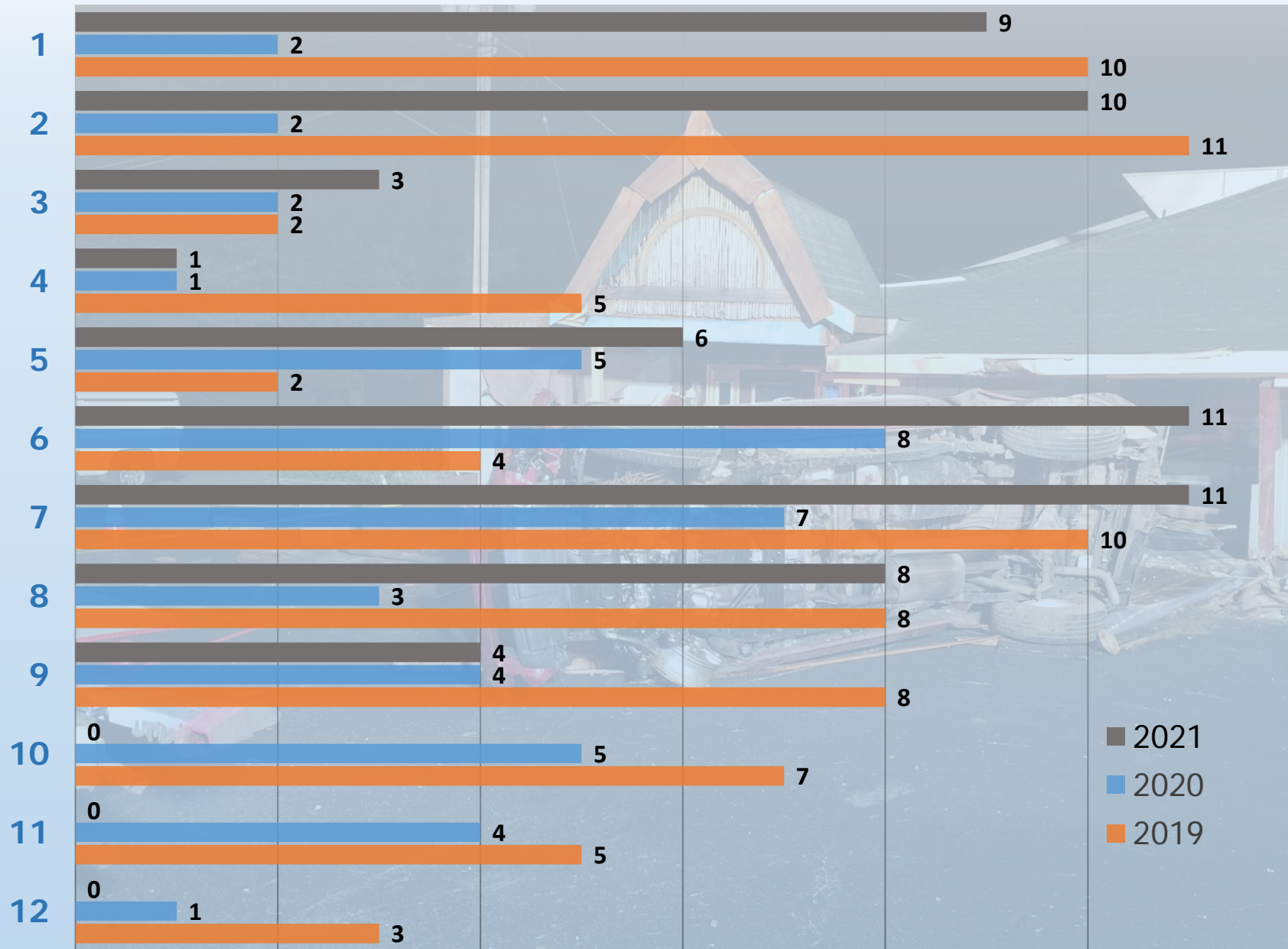
2019-2021 Motor Vehicle Incidents

[All incidents with any motorized vehicle involved in accidents, fires etc.]



As of:	# of Incidents	+/-	+/- %	Extrication	%
09/30/2021	63	19	43.18	3	4.8
12/31/2020	44	(31)	(41.33)	0	0.0
12/31/2019	75	11	21.15	3	4.0

MV Incidents by Month 2019-2021



2015-21 MVIs by month

YEAR	JAN	FEB	MAR	APR	MAY	JUN	JUL	AUG	SEP	OCT	NOV	DEC	TOTAL
2021	9	10	3	1	6	11	11	8	4				63
2020	2	2	2	1	5	8	7	3	4	5	4	1	44
2019	10	11	10	5	2	4	10	8	8	7	5	3	83
2018	9	5	4	5	9	5	7	6	6	0	1	7	64
2017	4	4	2	2	7	7	8	4	2	3	2	7	52
2016	15	8	3	13	4	8	16	4	0	2	5	11	89
2015	6	11	3	1	3	6	7	7	4	2	1	2	53
Average	8	7	4	4	5	7	9	6	4	3	3	5	68

Lowest

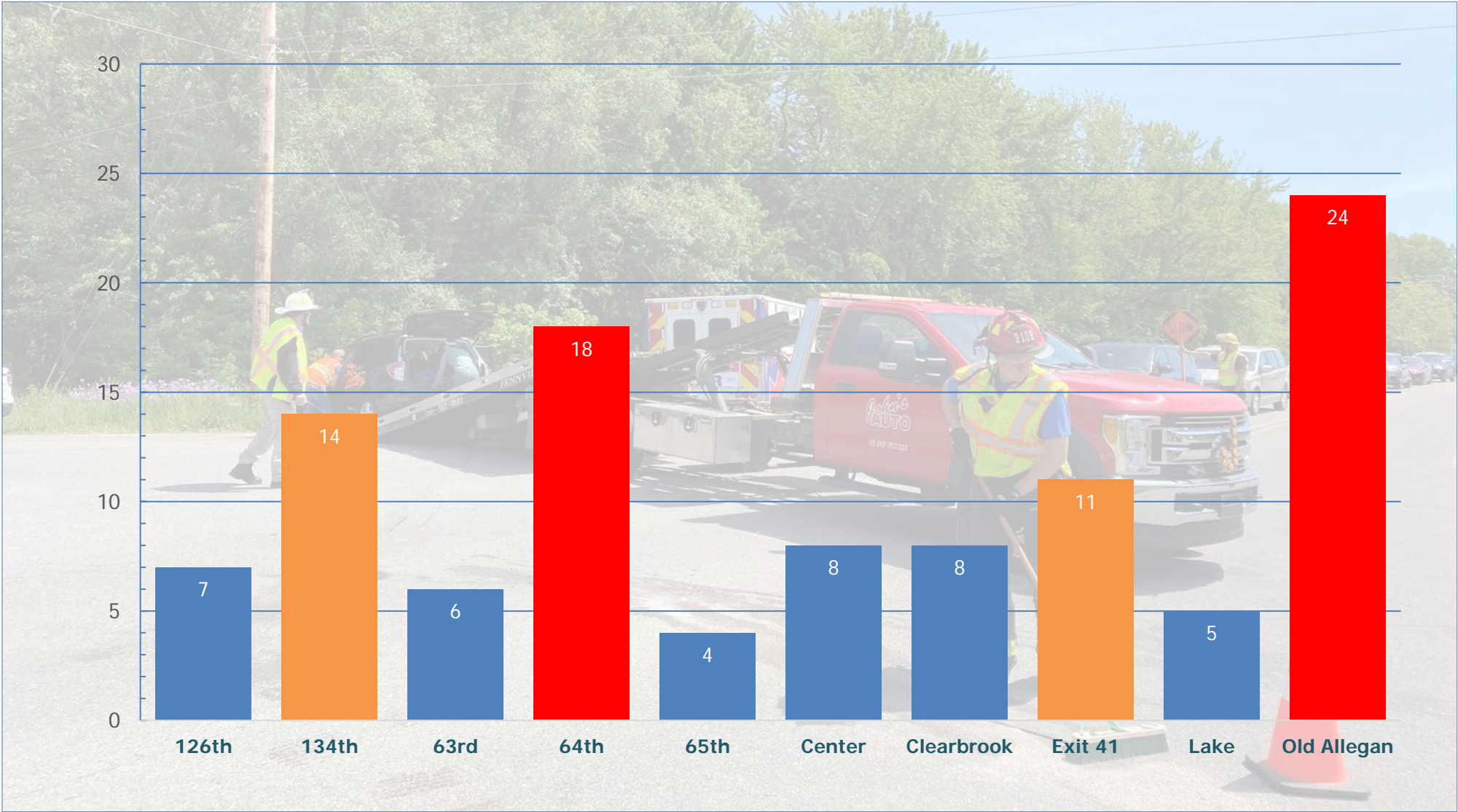
Highest

2021 Vehicle Fires - Value and Loss

NFIRS Category	Call #	Date	Address	Year	Make	Model	VIN Check Value	State	Loss
Fire									
131	0113	02/21/2021	Gaslight Circle		VW	TD Wagon		Totaled	
-	-	-	-		Mazda	Sedan CX5		Totaled	
132	0342	06/04/2021	63rd and Blue Star		Dodge	3500		Totaled	
-	-	-	-		Trailer	5-wheel		Totaled	
131	0421	06/28/2021	I-196 @35 MM SB	2006	Subaru	Legacy 2.5i L	\$3,165	Totaled	\$3,165
131	0629	08/26/2021	I-196 @39 MM NB	2008	Chrysler	Aspen	\$2,950	Totaled	\$2,950
			TOTAL				\$6,115		\$6,115

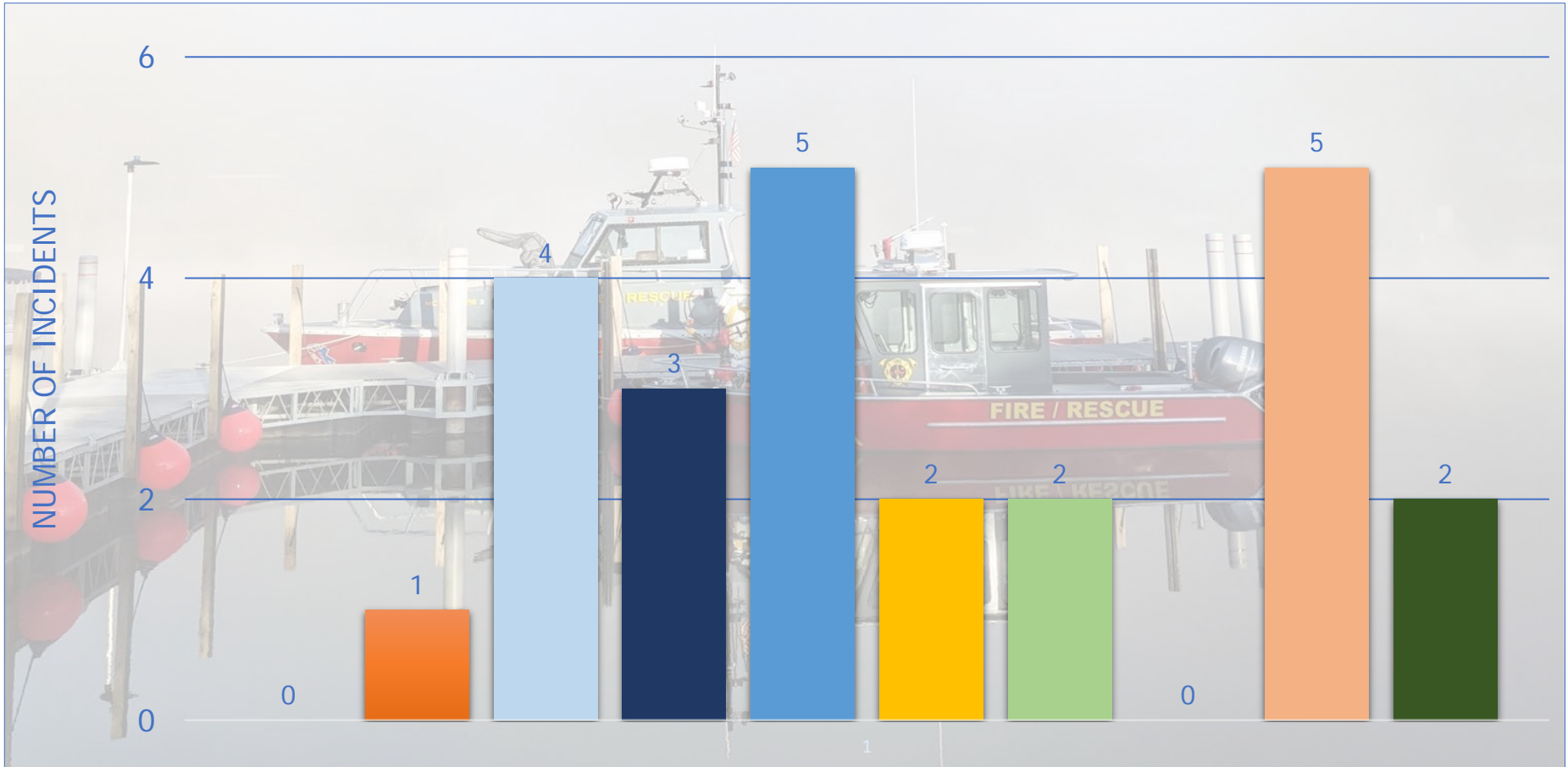
Accidents at Blue Star Intersections 1999-2021

Total All 24 Intersections: 126



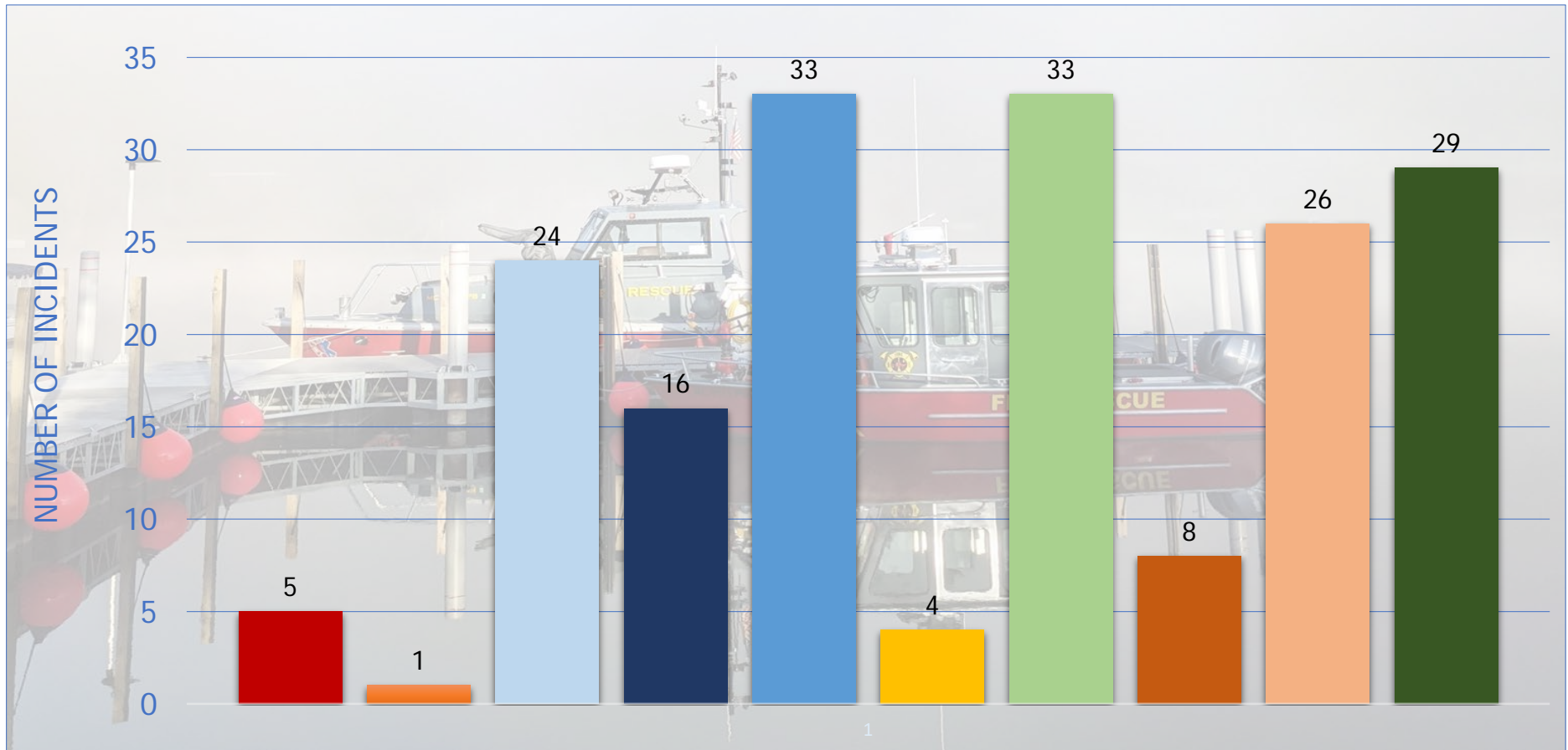
126th	134th	63rd	64th	65th	Center	Clearbrook	Exit 41	Lake	Old Allegan
7	14	6	18	4	8	8	11	5	24

2021 Marine Responses



Boat Fire	0	Hazards	2	Totals as of: 09/30/2021
Fire (On shore)	1	Events	2	
Water Rescue	4	Dive Training	0	
Missing Person	3	Training	5	
Boat in Distress	5	Work Detail	2	

2011-2021 Marine Responses



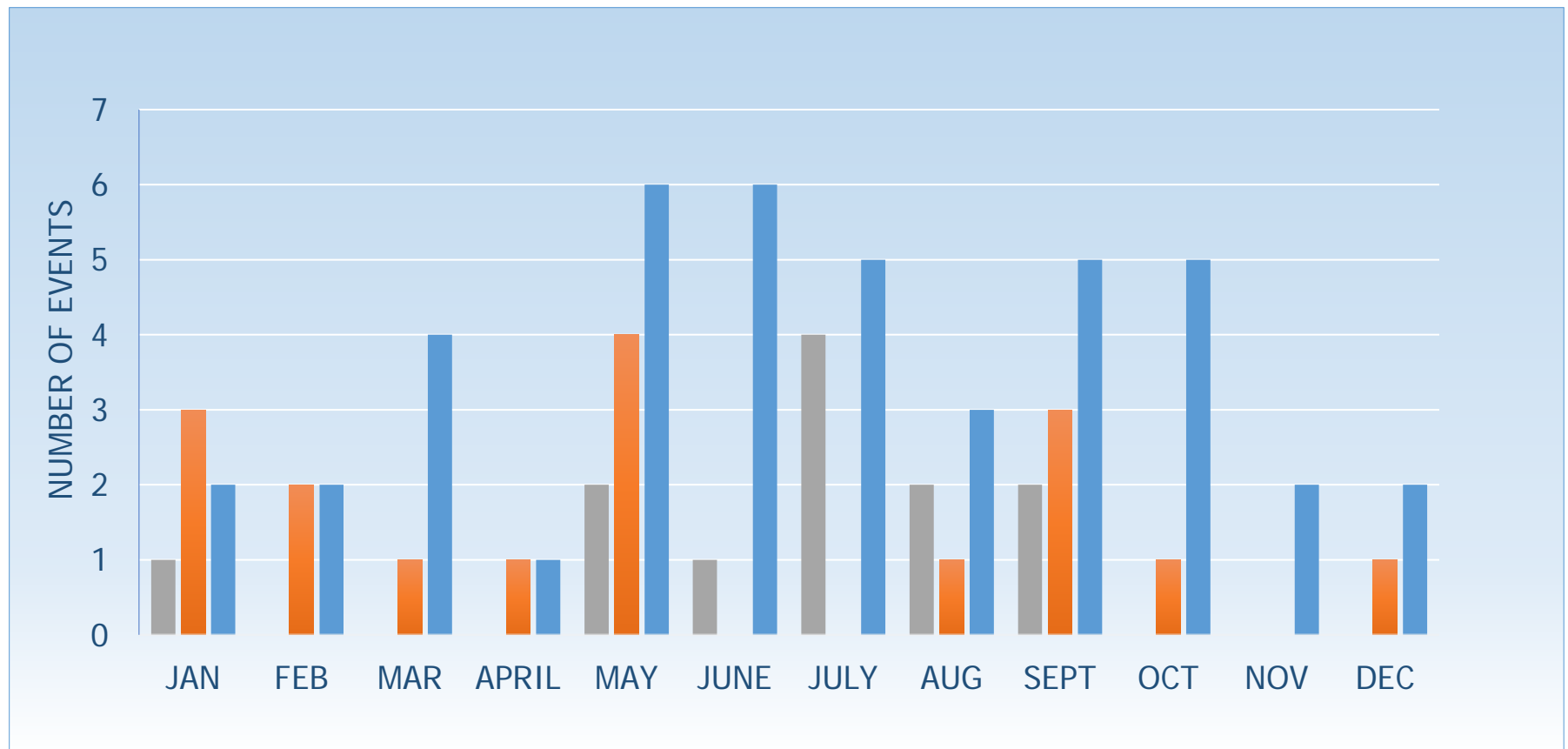
Boat Fire	5	Hazards	4	2011-2021 Totals
Fire (On shore)	1	Events	33	179
Water Rescue	24	Dive Training	8	
Missing Person	16	Training	26	
Boat in Distress	33	Work Detail	29	

2011-2021 - List of Totals

Emergencies							Non-Emergencies					Totals		
Boat Fires	Fires (On Shore)	Water Rescues	Missing Persons	Boats in Distress	Hazards	Total	Events	Dive Training ACSO	Training	Work Details	Total	Year Grand Total	Percent from Previous Year	Year
0	1	4	3	5	2		2	0	5	2		24	26%	2021
1	0	3	1	8	2		1	0	1	2		19	46%	2020
0	0	0	0	2	0		4	1	2	4		13	-35%	2019
0	0	2	4	5	0		3	1	3	2		20	-13%	2018
1	0	5	1	3	0		4	0	2	7		23	53%	2017
3	0	1	1	1	0		4	0	3	2		15	36%	2016
0	0	3	0	1	0		3	0	2	2		11	10%	2015
0	0	0	0	1	0		3	2	2	2		10	-9%	2014
0	0	0	0	2	0		3	2	2	2		11	-27%	2013
0	0	4	0	2	0		3	2	2	2		15	-17%	2012
0	0	2	6	3	0		3	0	2	2		18	-	2011
Totals by Category														
5	1	24	16	33	4	83	33	8	26	29	96	179		11

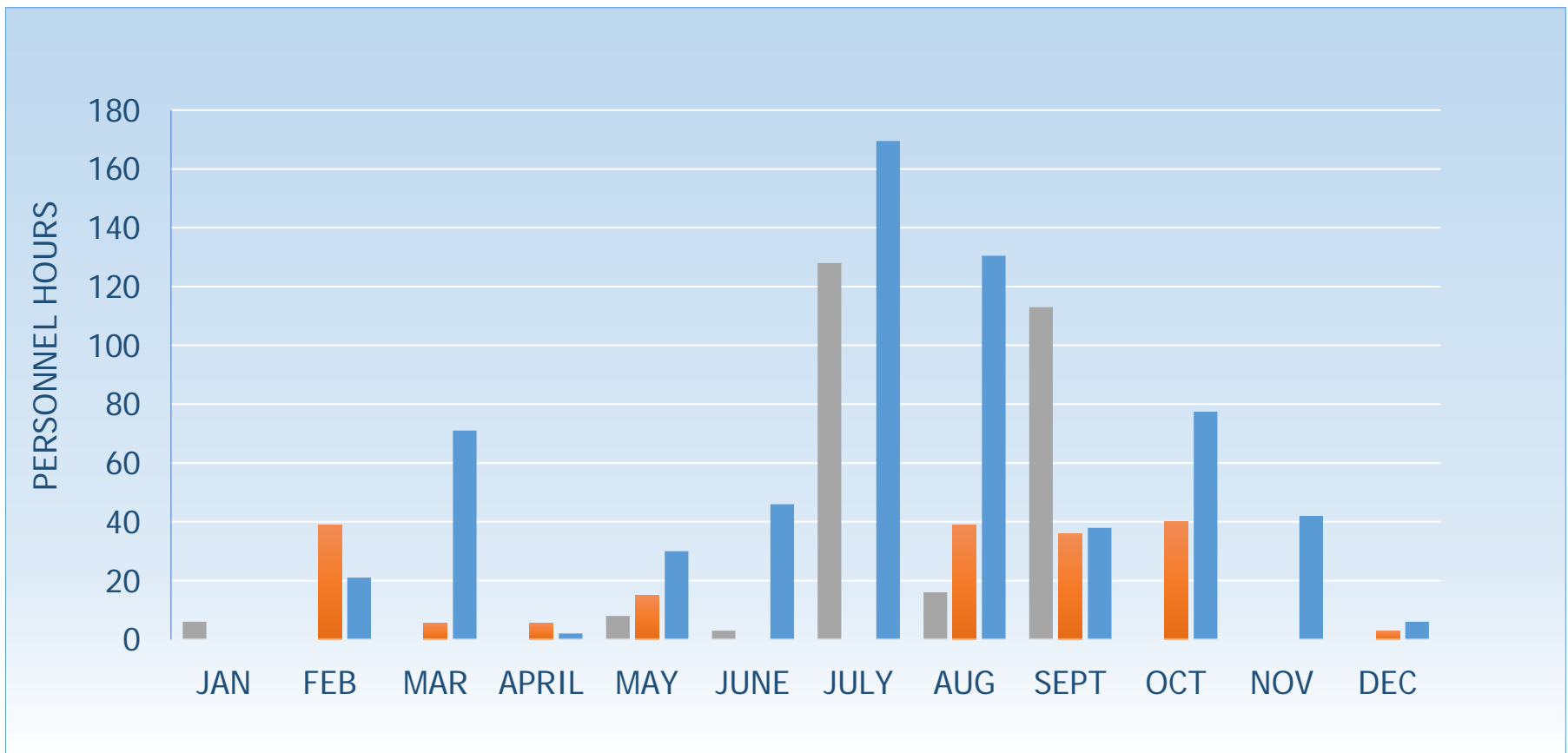
2019-2021 Special Events by month

Year	JAN	FEB	MAR	APRIL	MAY	JUNE	JULY	AUG	SEPT	OCT	NOV	DEC	Total
2021	1	0	0	0	2	1	4	2	2				12
2020	3	2	1	1	4	0	0	1	3	1	0	1	17
2019	2	2	4	1	6	6	5	3	5	5	2	2	43



2019-2021 Special Events Personnel Hours

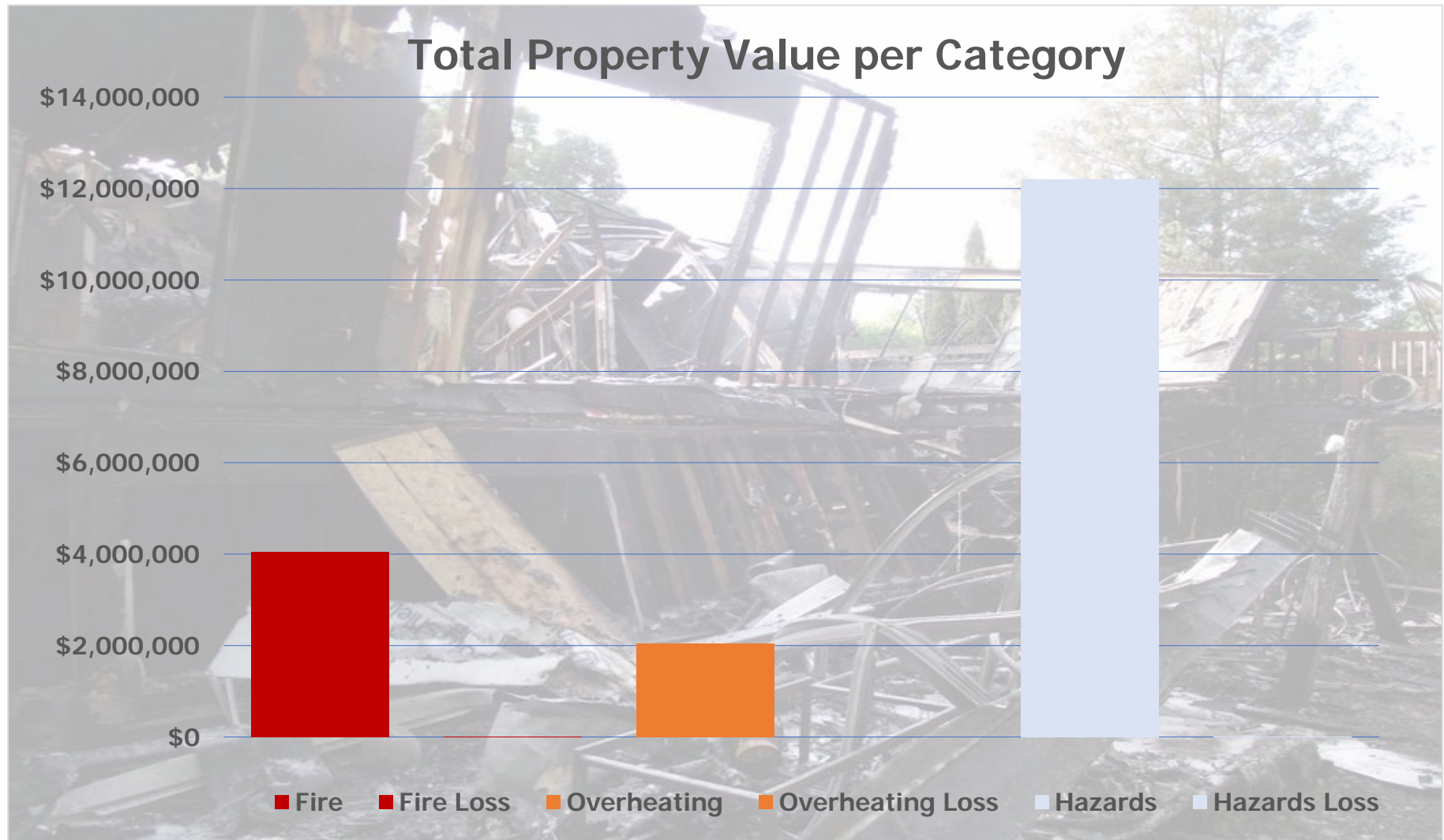
Year	JAN	FEB	MAR	APRIL	MAY	JUNE	JULY	AUG	SEPT	OCT	NOV	DEC	Total
2021	6	0	0	0	8	3	128	16	113				274
2020	0	39	6	6	15	0	0	39	36	40	0	3	183
2019	0	21	71	2	30	46	170	131	38	78	42	6	634



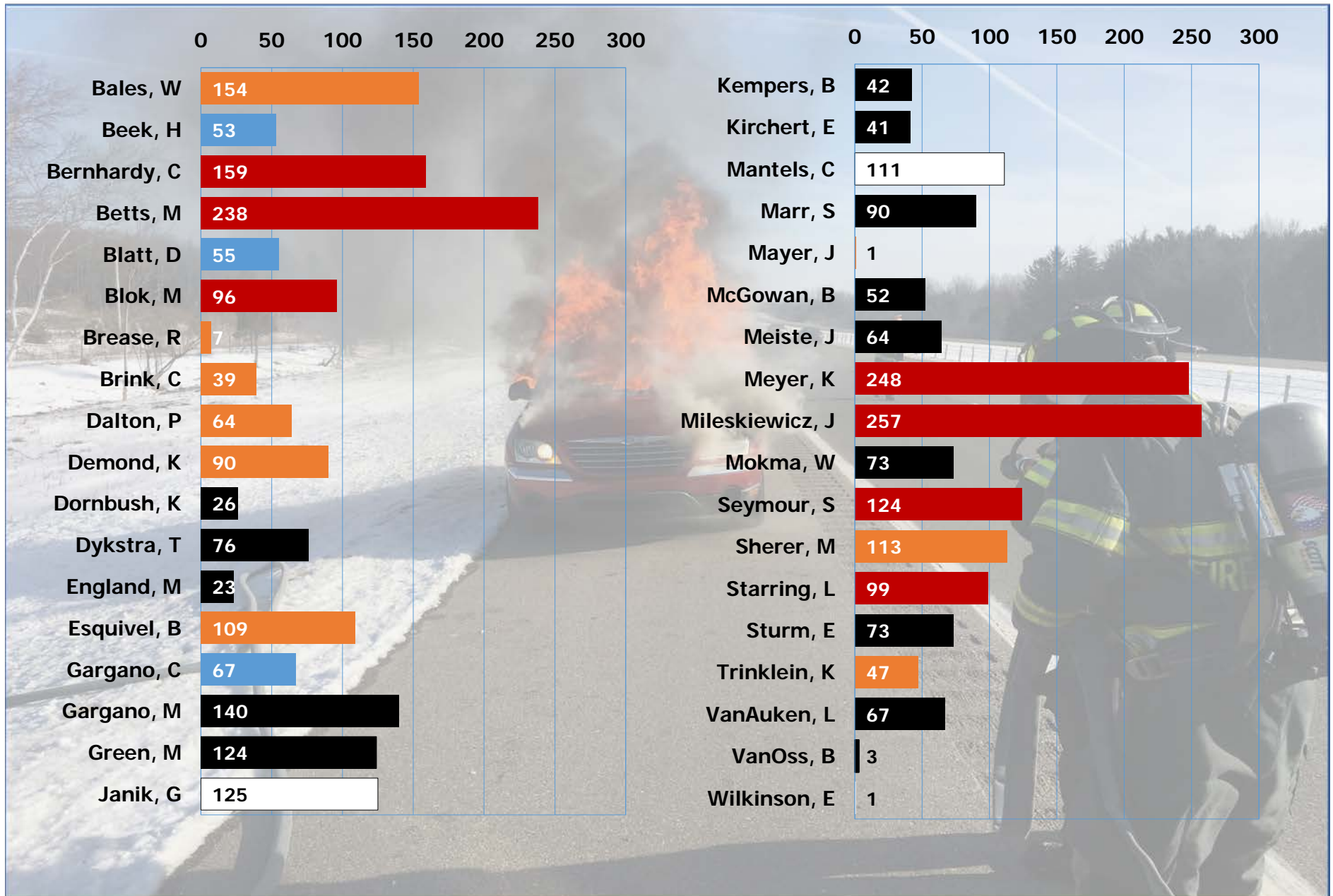
2021 Protected Property Value

NFIRS Category	Call #	Date	Address	Zillow Market Value	Loss
Fire					
161	210369	06/13/2021	Water Street	\$4,057,000	\$1,000
			TOTAL	\$4,057,000	\$1,000
Overpressure Explosion, Overheat - No Fire					
251	210184	03/30/2021	Lakeshore Drive	\$2,052,909	\$0
			TOTAL	\$2,052,909	\$0
Hazardous Conditions - No Fire					
412	210019	01/07/2021	Elizabeth Street	\$418,233	\$0
412	210094	02/14/2021	Sandra Lane	\$248,287	\$0
412	210101	02/14/2021	Maple Lane	\$75,000	\$0
412	210260	05/07/2021	Culver Block Total	\$9,957,000	\$0
441	210354	06/08/2021	Hoffman Street/Water Street	\$1,001,200	\$500
412	210467	07/11/2021	Center Street	\$505,000	\$5,000
412	210507	07/22/2021	Center Street		\$1,000
			TOTAL	\$12,204,720	\$6,500

2021 Protected Property Value



2021 Personnel Response to Incidents



Total Incidents: 637

Chiefs

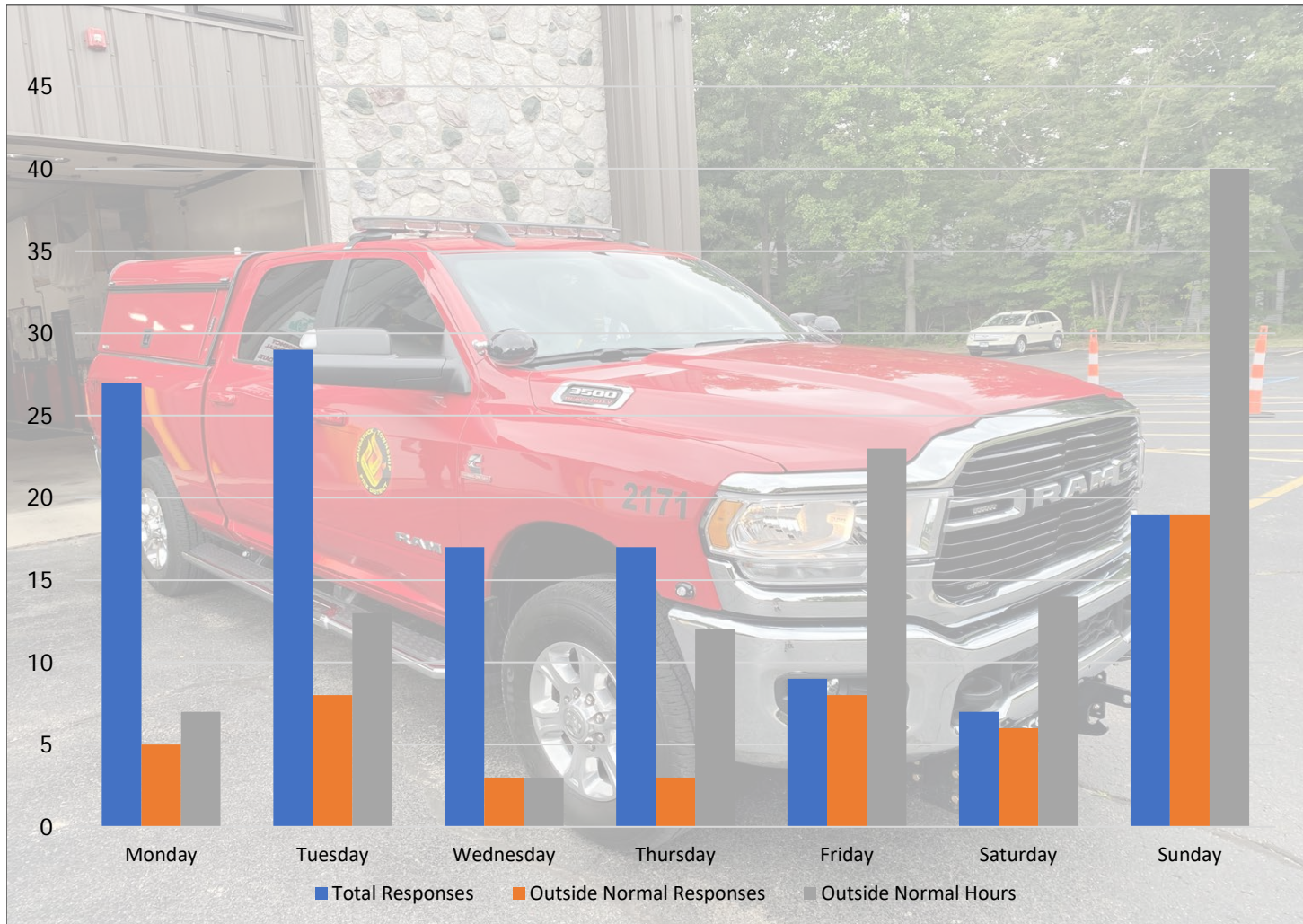
Officers

Firefighters

EMS

Probationary

Chief Janik's Response 2021



Normal Hours:
Monday-Thursday 6AM-5PM

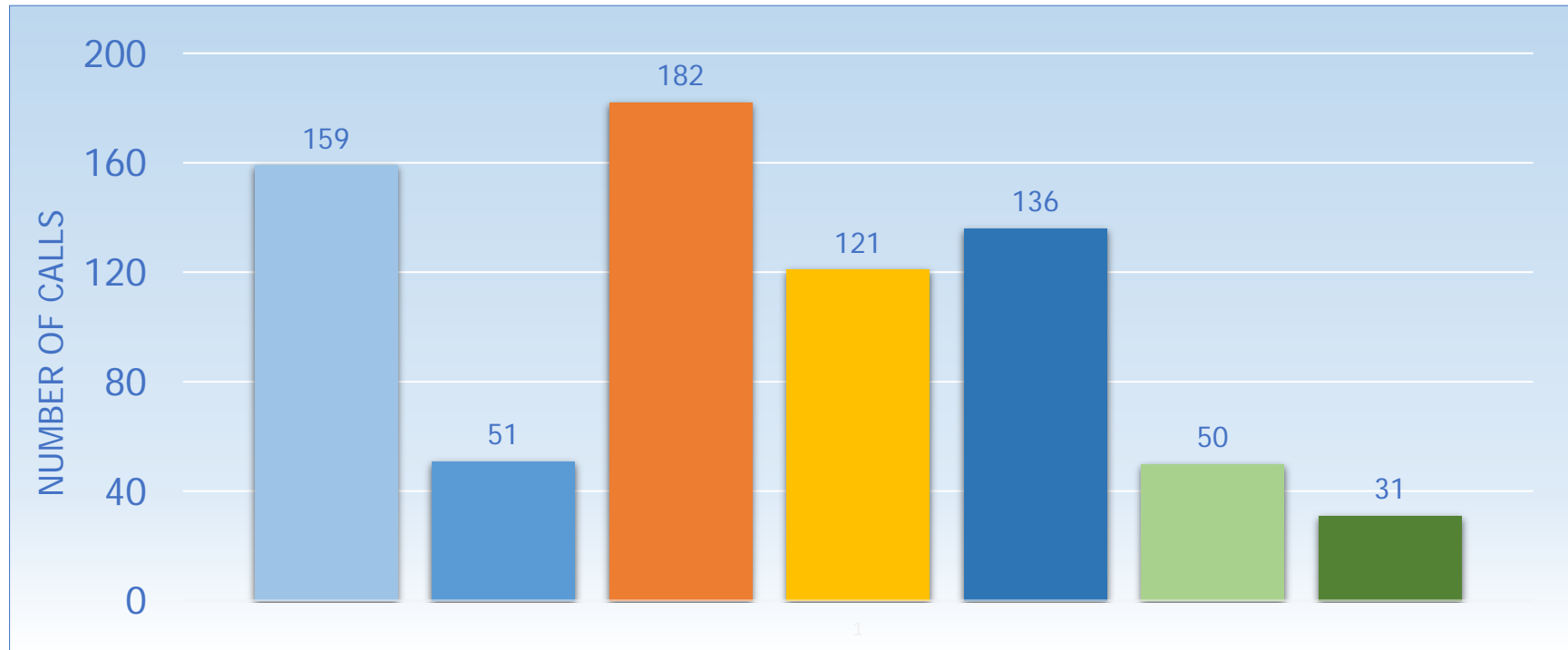
Total Responses:
All calls during the week.

Outside Normal Responses:
Number of calls between the hours of 5PM to 6AM, Monday thru Thursday and Thursday 5PM to Monday 6AM.

Outside Normal Hours:
Total accrued hours according to above schedule.

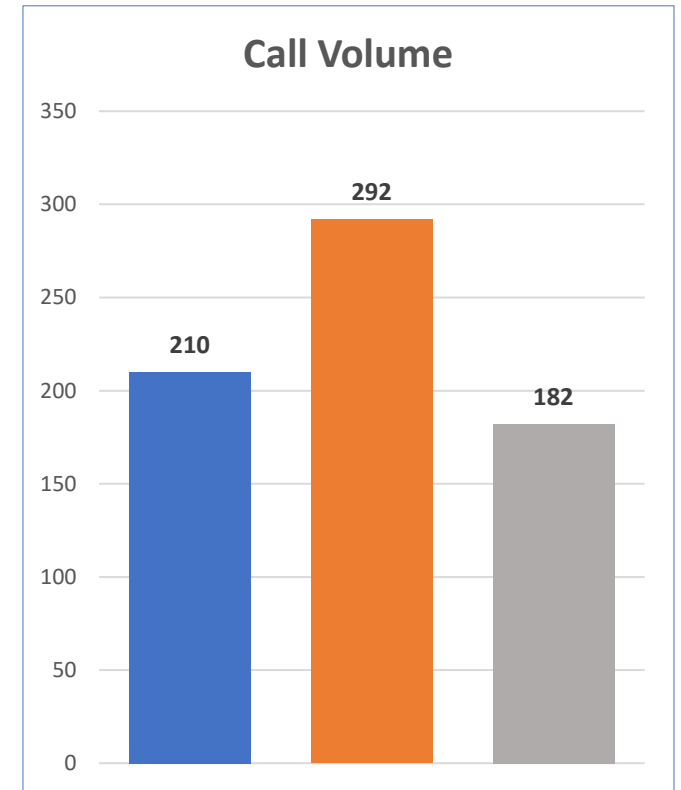
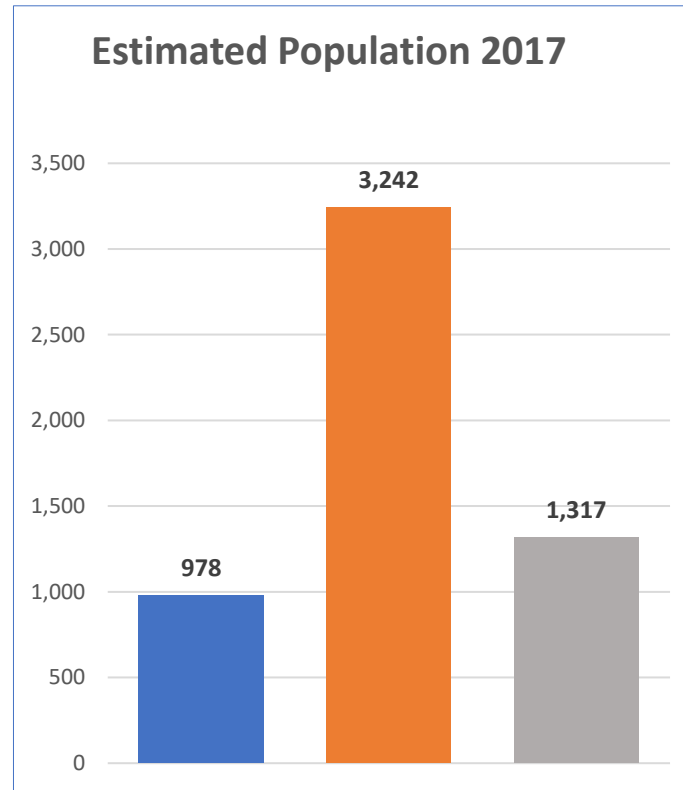
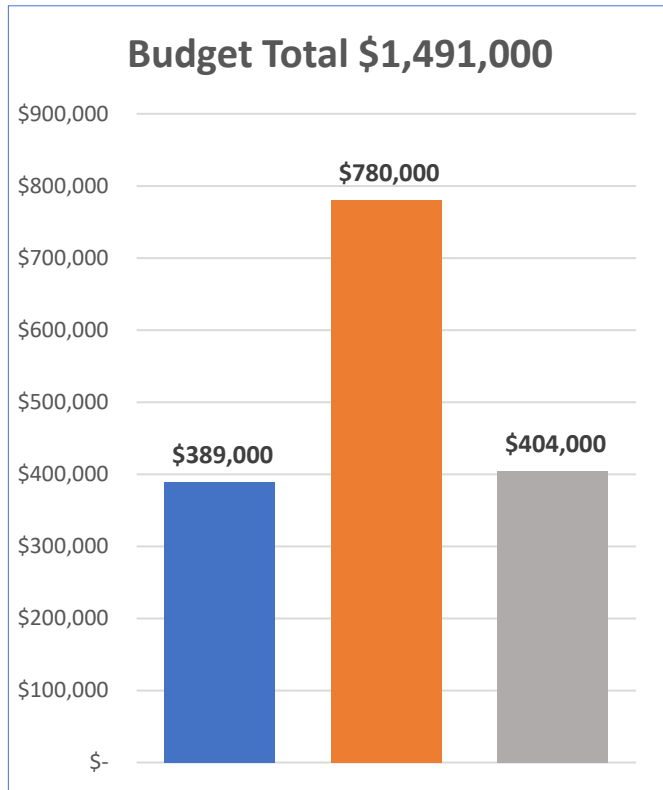
	Monday	Tuesday	Wednesday	Thursday	Friday	Saturday	Sunday	Total
Total Responses	27	29	17	17	9	7	19	125
Outside Normal Responses	5	8	3	3	8	6	19	52
Outside Normal Hours	7	13	3	12	23	14	40	112

2021 Incidents by Area



Area	September 30	%
Saugatuck North	159	21.8
Saugatuck South	51	7.0
Douglas	182	24.9
Township North	121	16.6
Township South	136	18.6
I-196	50	6.8
Outside Area	31	4.2
Total	730	100.0

2021 Key numbers for Tri-Community



	Square Miles	Budget	%	Est. Population 2017	%	Call Volume	%
Saugatuck City	1.47	\$ 389,000	24.7	978	17.66	210	30.70
Saugatuck Township	24.21	\$ 780,000	49.6	3,242	58.55	292	42.69
City of Douglas	1.98	\$ 404,000	25.7	1,317	23.79	182	26.61
Total	27.66	\$ 1,573,000	100.0	5,537	100.00	684	100.00

10/07/2021 CHECK REGISTER FOR CITY OF SAUGATUCK				
CHECK DATE FROM 09/01/2021 - 09/30/2021				
Check Date	Check	Vendor Name	Description	Amount
Bank GEN GENERAL POOLED CASH				
09/01/2021	EFT1458(E)	MI DEPT OF TREASURY	PAYROLL	2,585.60
09/03/2021	DD5130(A)	BOSCH, LEXIE	PAYROLL	1,093.06
09/03/2021	DD5131(A)	BOUWMAN, CHAD	PAYROLL	1,141.12
09/03/2021	DD5132(A)	BROWDER, WILL	PAYROLL	297.77
09/03/2021	DD5133(A)	DEROO, MADYSON	PAYROLL	284.88
09/03/2021	DD5134(A)	FLANAGAN, HANNAH	PAYROLL	815.05
09/03/2021	DD5135(A)	GALLAGHER, PADLEY	PAYROLL	1,452.11
09/03/2021	DD5136(A)	GARCIA, DANIELA	PAYROLL	751.90
09/03/2021	DD5137(A)	GRIGG-MARTINEZ, DAYTON	PAYROLL	632.06
09/03/2021	DD5138(A)	HARDY, CODY	PAYROLL	1,105.75
09/03/2021	DD5139(A)	HEISE, RYAN	PAYROLL	3,017.03
09/03/2021	DD5140(A)	HERBERT, SCOTT	PAYROLL	1,638.81
09/03/2021	DD5141(A)	KAZDA, AIDEN	PAYROLL	744.27
09/03/2021	DD5142(A)	KERRIDGE, ADAM	PAYROLL	1,287.74
09/03/2021	DD5143(A)	MARTIN, DANNY	PAYROLL	1,625.18
09/03/2021	DD5144(A)	OSMAN, CINDY	PAYROLL	1,414.77
09/03/2021	DD5145(A)	SHIVELY, CALLIE	PAYROLL	725.94
09/03/2021	DD5146(A)	SIMPSON, KATIE	PAYROLL	320.68
09/03/2021	DD5147(A)	SMITH, SUSIE	PAYROLL	1,009.48
09/03/2021	DD5148(A)	STANISLAWSKI, PETER	PAYROLL	1,357.53
09/03/2021	DD5149(A)	STORK, JACK	PAYROLL	497.53
09/03/2021	DD5150(A)	THEODORE, PAUL	PAYROLL	520.38
09/03/2021	DD5151(A)	WENDT, MICHAEL	PAYROLL	1,426.00
09/03/2021	DD5152(A)	WHITE, KATHERINE	PAYROLL	1,100.54
09/03/2021	EFT1459(E)	457 MERS	PAYROLL	2,807.98
09/03/2021	EFT1460(E)	STATE OF MICHIGAN	PAYROLL	255.63
09/03/2021	EFT1461(E)	MERS HYBRID	PAYROLL	1,625.57
09/03/2021	EFT1462(E)	FEDERAL TAX DEPOSIT	PAYROLL	7,361.08
09/13/2021	16778	ACTION INDUSTRIAL SUPPLY CO	UNIFORMS & SAFETY EQUIPMENT	291.93
09/13/2021	16779	COMMERCIAL RECORD	PUBLISHING	217.00
09/13/2021	16780	IHLE AUTO PARTS	SUPPLIES	38.38
09/13/2021	16781	OVERISEL LUMBER COMPANY	SUPPLIES	510.89
09/13/2021	16782	SAUGATUCK DRUG	ELECTION	2.39
09/13/2021	16783	SAUGATUCK PUBLIC SCHOOLS	PROPERTY TAXES	442,613.48
09/13/2021	3630(E)	GORDON FOOD SERVICE	CONCESSION	1,533.44
09/13/2021	3631(E)	REPUBLIC SERVICES	TRASH	114.97
09/13/2021	3632(E)	REPUBLIC SERVICES	TRASH	489.44
09/13/2021	3633(E)	REPUBLIC SERVICES	TRASH	498.44
09/13/2021	3634(E)	XEROX FINANCIAL SERVICES	COPIER LEASE	481.54
09/13/2021	3635(A)	ALLEGAN COUNTY TREASURER	PROPERTY TAXES	611,205.99
09/13/2021	3636(A)	BURNETT & KASTRAN PC	LEGAL FEES	216.00

10/07/2021 CHECK REGISTER FOR CITY OF SAUGATUCK				
CHECK DATE FROM 09/01/2021 - 09/30/2021				
Check Date	Check	Vendor Name	Description	Amount
09/13/2021	3637(A)	IHLE SERVICE	TIRE REPAIRS	20.00
09/13/2021	3638(A)	K&R TRUCK SALES INC	TRUCK REPAIR	2,969.42
09/13/2021	3639(A)	LANDSCAPE DESIGN SERVICES INC	ROSE GARDEN	4,706.25
09/13/2021	3640(A)	OTTAWA AREA INTERMEDIATE SCHOOL DIS	PROPERTY TAXES	361,897.74
09/13/2021	3641(A)	SEPTIC TANK SYSTEMS CO INC	OVAL	320.00
09/13/2021	3642(A)	SMART BUSINESS SOURCE LLC	OFFICE SUPPLIES	61.12
09/13/2021	16784	AMERICAN BOTTLING COMPANY	CONCESSION	675.00
09/13/2021	16785	DUNESVIEW KWIK SHOP INC	GASOLINE & DIESEL	2,357.73
09/13/2021	16786	KALAMAZOO LAKE SEWER & WATER	WATER & SEWER	84.60
09/13/2021	16787	MCKELLIPS PLUMBING INC	PLUMBING SERVICES	5,267.50
09/13/2021	16788	NEW AGE LABORATORIES	OVAL WATER TESTING	70.00
09/13/2021	16789	PLUMMER'S ENVIRONMENTAL SERVICES IN	STORM SEWER CLEANING	1,775.50
09/13/2021	16790	RUSSELL GARDNER	SIGNS MT BALDHEAD	235.58
09/13/2021	16791	STANDARD INSURANCE COMPANY	INSURANCE	317.05
09/13/2021	16792	STATE OF MICHIGAN	FEES	225.00
09/13/2021	16793	STATE OF MICHIGAN	SALES TAX CONCESSION	1,809.57
09/13/2021	16794	TNT ROOFING	MT BALDHEAD ROOF REPAIR	2,500.00
09/13/2021	16795	WESTENBROEK MOWER INC	SUPPLIES CHAINSAWS	289.92
09/13/2021	3643(E)	FIRST BANK CARD	DPW SUPPLIES	2,150.17
09/13/2021	3644(E)	FRONTIER	DPW GARAGE	190.02
09/13/2021	3645(E)	FRONTIER	OVAL BEACH 911	93.39
09/13/2021	3646(E)	FRONTIER	OVAL BEACH	159.21
09/13/2021	3647(E)	MERCHANTS BANCARD NETWORK	OVAL BEACH CREDIT CARD FEES	3,100.82
09/13/2021	3648(E)	MICHIGAN GAS UTILITIES	BUTLER STREET BATHROOMS	43.56
09/13/2021	3649(E)	MICHIGAN GAS UTILITIES	CITY HALL	39.02
09/13/2021	3650(E)	MICHIGAN GAS UTILITIES	DPW GARAGE	40.10
09/13/2021	3651(E)	PRIORITY HEALTH	HEALTH INSURANCE	9,685.08
09/13/2021	3652(E)	SHELL	GASOLINE & DIESEL	1,486.34
09/13/2021	3653(E)	VALLEY CITY LINEN INC	SHOP TOWELS	166.70
09/13/2021	3654(A)	ALL TRAFFIC SOLUTIONS INC	RADAR SIGN & SOLAR KITS	5,495.00
09/13/2021	3655(A)	ALLEGAN COUNTY TREASURER	TAX TRIBUNALS	1,125.34
09/13/2021	3656(A)	ASSESSING SOLUTIONS INC	ASSESSING SERVICES	2,500.00
09/13/2021	3657(A)	BELL EQUIPMENT CO	STREET SWEEPER	1,610.83
09/13/2021	3658(A)	GROUNDS MANAGEMENT SOLUTIONS	PARKS MAINTENANCE	1,090.00
09/13/2021	3659(A)	HOLLAND P.T.	REPAIRS	9.10
09/13/2021	3660(A)	LORRIE PASTOOR	CLEANING SERVICES	150.00
09/13/2021	3661(A)	PURITY CYLINDER GASES INC	CONCESSION	27.34
09/13/2021	3662(A)	REPCOLITE	PARKS WICK	760.79
09/13/2021	3663(A)	SAUGATUCK FIRE	SHORT TERM RENTALS	700.00
09/13/2021	3664(A)	SHORELINE TECHNOLOGY SOLUTIONS	COMPUTER SERVICES	1,153.50
09/13/2021	3665(A)	STREAMLINE DESIGN.COM LLC	SOCIAL DISTRICT SIGNS	1,052.16
09/17/2021	DD5153(A)	BOSCH, LEXIE	PAYROLL	1,037.42
09/17/2021	DD5154(A)	BOUWMAN, CHAD	PAYROLL	1,305.03

10/07/2021 CHECK REGISTER FOR CITY OF SAUGATUCK				
CHECK DATE FROM 09/01/2021 - 09/30/2021				
Check Date	Check	Vendor Name	Description	Amount
09/17/2021	DD5155(A)	FLANAGAN, HANNAH	PAYROLL	532.69
09/17/2021	DD5156(A)	GALLAGHER, PADLEY	PAYROLL	1,452.13
09/17/2021	DD5157(A)	GARCIA, DANIELA	PAYROLL	860.73
09/17/2021	DD5158(A)	GRIGG-MARTINEZ, DAYTON	PAYROLL	286.33
09/17/2021	DD5159(A)	HARDY, CODY	PAYROLL	1,230.78
09/17/2021	DD5160(A)	HEISE, RYAN	PAYROLL	3,017.02
09/17/2021	DD5161(A)	HERBERT, SCOTT	PAYROLL	1,703.81
09/17/2021	DD5162(A)	KERRIDGE, ADAM	PAYROLL	1,701.53
09/17/2021	DD5163(A)	MARTIN, DANNY	PAYROLL	1,741.05
09/17/2021	DD5164(A)	OSMAN, CINDY	PAYROLL	1,414.77
09/17/2021	DD5165(A)	OSMAN, RICHARD	PAYROLL	187.80
09/17/2021	DD5166(A)	SHIVELY, CALLIE	PAYROLL	337.86
09/17/2021	DD5167(A)	SIMPSON, KATIE	PAYROLL	297.77
09/17/2021	DD5168(A)	SMITH, SUSIE	PAYROLL	409.67
09/17/2021	DD5169(A)	STANISLAWSKI, PETER	PAYROLL	1,357.51
09/17/2021	DD5170(A)	THEODORE, PAUL	PAYROLL	91.63
09/17/2021	DD5171(A)	WENDT, MICHAEL	PAYROLL	1,465.98
09/17/2021	DD5172(A)	WHITE, KATHERINE	PAYROLL	945.30
09/17/2021	EFT1463(E)	457 MERS	PAYROLL	2,826.18
09/17/2021	EFT1464(E)	STATE OF MICHIGAN	PAYROLL	255.63
09/17/2021	EFT1465(E)	MERS HYBRID	PAYROLL	1,625.57
09/17/2021	EFT1466(E)	FEDERAL TAX DEPOSIT	PAYROLL	6,583.61
09/17/2021	EFT1467(E)	MERS	PAYROLL	3,532.48
09/27/2021	3666(E)	COMCAST	INTERNET & TELEPHONES	133.40
09/27/2021	3667(E)	CONSUMERS ENERGY	ELECTRIC	3,881.37
09/27/2021	3669(E)	MERS	RETIREMENT	4,500.00
09/27/2021	3670(E)	MERS	RETIREMENT	4,500.00
09/27/2021	3671(A)	ALLEGAN COUNTY SHERIFF	SHERIFF CONTRACT	25,725.72
09/27/2021	3672(A)	ALLEGAN COUNTY TREASURER	PROPERTY TAXES	693,457.96
09/27/2021	3673(A)	BS&A SOFTWARE	SOFTWARE UPDATES & ANNUAL SUPP	735.00
09/27/2021	3674(A)	FLEIS & VANDENBRINK ENGINEERING INC	PARK STREET	16,582.68
09/27/2021	3675(A)	MICHIGAN ELECTRO FREEZE INC	CONCESSION	120.00
09/27/2021	3676(A)	NET2PHONE INC	TELEPHONES	177.50
09/27/2021	3677(A)	OTTAWA AREA INTERMEDIATE SCHOOL DIS	PROPERTY TAXES	410,599.46
09/27/2021	3678(A)	REPCOLITE	MT BALDHEAD	518.50
09/27/2021	3679(A)	SEPTIC TANK SYSTEMS CO INC	EXTRA CLEANINGS AUGUST	1,505.00
09/27/2021	3680(A)	SHORELINE TECHNOLOGY SOLUTIONS	LAP TOP REPLACEMENT	2,187.00
09/27/2021	3681(A)	SISTERS IN INK	HOUSEHOLD HAZARDOUS TOTES	1,827.48
09/27/2021	3682(A)	SMART BUSINESS SOURCE LLC	SUPPLIES	55.38
09/27/2021	16796	BILLER PRESS INC	PARKING TICKETS	257.34
09/27/2021	16797	DUNESVIEW KWIK SHOP INC	GASOLINE & DIESEL	1,057.15
09/27/2021	16798	RUSSELL GARDNER	MT BALDHEAD SUPPLIES	53.31
09/27/2021	16799	SAUGATUCK HARBOR INSURANCE	NOTARY SURETY BOND	60.00

10/07/2021 CHECK REGISTER FOR CITY OF SAUGATUCK				
CHECK DATE FROM 09/01/2021 - 09/30/2021				
Check Date	Check	Vendor Name	Description	Amount
09/27/2021	16800	SAUGATUCK PUBLIC SCHOOLS	PROPERTY TAXES	503,334.16
09/27/2021	16801	SAUGATUCK PUBLIC SCHOOLS	CULVER STREET PARKING LOT SPLIT	24,538.90
09/27/2021	16802	STANDARD INSURANCE COMPANY	INSURANCE	313.85
09/27/2021	3668(E)	KALAMAZOO LAKE SEWER & WATER	WATER & SEWER	2,575.74
09/29/2021	DD5173(A)	BEKKEN, MARK	PAYROLL	293.96
09/29/2021	DD5174(A)	BONT, RICHARD	PAYROLL	52.86
09/29/2021	DD5175(A)	BOUCK, JAMES	PAYROLL	79.28
09/29/2021	DD5176(A)	CANNARSA, JOHN	PAYROLL	51.66
09/29/2021	DD5177(A)	CASPAR, MARSHA	PAYROLL	26.43
09/29/2021	DD5178(A)	CRAWFORD, RICHARD	PAYROLL	52.26
09/29/2021	DD5179(A)	DEAN, SCOTT	PAYROLL	219.24
09/29/2021	16803	GARDNER, RUSSELL	PAYROLL	77.48
09/29/2021	DD5180(A)	KUBASIAK, ROBERT	PAYROLL	79.28
09/29/2021	DD5181(A)	LEO, HOLLY	PAYROLL	162.80
09/29/2021	DD5182(A)	LEO, NICHOLAS	PAYROLL	26.12
09/29/2021	DD5183(A)	LEWIS, LEIGH	PAYROLL	254.20
09/29/2021	DD5184(A)	LUDLOW, JOHN	PAYROLL	26.43
09/29/2021	DD5185(A)	MANNS, STEVEN	PAYROLL	79.29
09/29/2021	DD5186(A)	MUIR, JAMES	PAYROLL	52.86
09/29/2021	DD5187(A)	PATERSON, KEITH	PAYROLL	52.86
09/29/2021	DD5188(A)	PETERSON, CHRISTINE	PAYROLL	270.00
09/29/2021	DD5189(A)	STANBERRY, LAUREN	PAYROLL	263.30
09/29/2021	DD5190(A)	STRAKER, TIMOTHY	PAYROLL	52.26
09/29/2021	DD5191(A)	TRESTER, KENNETH	PAYROLL	217.74
09/29/2021	DD5192(A)	VAN METER, MICHAEL	PAYROLL	79.29
09/29/2021	DD5193(A)	ZERFAS, ZACHARY	PAYROLL	79.29
09/30/2021	3683(E)	AT&T MOBILITY	CELL PHONES	82.29
09/30/2021	3684(E)	CHEMICAL BANK	BANKING FEES	23.97
09/30/2021	3685(E)	COMCAST	INTERNET	20.00
09/30/2021	EFT1468(E)	FEDERAL TAX DEPOSIT	PAYROLL	498.77
09/30/2021	EFT1469(E)	MI DEPT OF TREASURY	PAYROLL	2,467.54
09/30/2021	16804	MML UNEMPLOYMENT COMPENSATION GRO	PAYROLL	836.05
Total of 159 Checks:				3,256,894.47
Less 0 Void Checks:				0.00
Total of 159 Disbursements:				3,256,894.47

Vendor Name	Description	Amount
1. ALLEGAN COUNTY TREASURER		
	PROPERTY TAXES	21,936.78
	TAX TRIBUNAL	456.44
	TOTAL	22,393.22
2. AMERICAN LEGAL PUBLISHING CORP.		
	ANNUAL ORDINANCE FILINGS	2,137.12
	ORDINANCES UPDATES	203.00
	TOTAL	2,340.12
3. ASSESSING SOLUTIONS INC		
	ASSESSING SERVICES	2,500.00
4. AT&T MOBILITY		
	CELL PHONES	82.29
	CELL PHONES	82.29
	TOTAL	164.58
5. BARBER FORD INC		
	SHERIFF VEHICLE	170.58
6. BELL EQUIPMENT CO		
	STREET SWEEPER	954.41
7. CAPITAL ONE		
	SUPPLIES	797.68
8. CHEMICAL BANK		
	BANKING FEES	23.97
9. CHIPS GROUNDCOVER LLC		
	TOP SOIL	768.54
10. COMCAST		
	INTERNET	20.00
11. CONSUMERS ENERGY		
	ELECTRIC	3,642.41
12. FIRST BANK CARD		
	CONCESSION, SUPPLIES & TRAINING	1,336.17
	TRAINING & SUPPLIES	1,316.08
	TOTAL	2,652.25
13. FRONTIER		
	OVAL BEACH 911	78.68
	DPW GARAGE	190.02
	TOTAL	268.70
14. GIL- ROY'S HARDWARE		
	SUPPLIES	45.77
15. HANNAH DE ZEEUW		
	GAZEBO DEPOSIT	500.00
16. INTERURBAN TRANSIT AUTHORITY		
	PROPERTY TAXES	190.69
17. LAMB INDUSTRIAL SUPPLY		
	SUPPLIES	9.49
18. LORRIE PASTOOR		
	CLEANING SERVICES	100.00
19. MICHIGAN GAS UTILITIES		
	DPW GARAGE	47.14
	BUTLER STREET	45.94
	CITY HALL	41.62
	TOTAL	134.70
20. MINER SUPPLY CO		
	SUPPLIES	1,689.18
21. MMTA		

Vendor Name	Description	Amount
	DUES	75.00
22. OTTAWA AREA INTERMEDIATE	SCHOOL DIS	
	PROPERTY TAXES	12,392.15
23. OVERISEL LUMBER COMPANY		
	SUPPLIES	798.01
24. PRIORITY HEALTH		
	HEALTH INSURANCE	8,214.17
25. PRO-TEMP INC		
	CONCESSION	162.00
26. PURITY CYLINDER GASES INC		
	CONCESSION	36.70
27. REPCOLITE		
	MT BALDHEAD GROUP	83.85
28. REPUBLIC SERVICES		
	TRASH	443.88
	TRASH	443.31
	TOTAL	887.19
29. RUSSELL R GARDNER		
	MT BALDHEAD GROUP	64.66
30. SAUGATUCK DOUGLAS LIBRARY		
	PROPERTY TAXES	202.93
31. SAUGATUCK FIRE		
	PROPERTY TAXES	455.06
32. SAUGATUCK PUBLIC SCHOOLS		
	PROPERTY TAXES	23,048.99
33. SHELL		
	GASOLINE & DIESEL	1,051.14
34. SMART BUSINESS SOURCE LLC		
	SUPPLIES	111.07
	SUPPLIES	17.57
	SUPPLIES	27.09
	SUPPLIES	27.31
	SUPPLIES	20.76
	SUPPLIES	7.90
	TOTAL	211.70
35. STATE OF MICHIGAN		
	NOTARY FILING	10.00
36. VALLEY CITY LINEN INC		
	SHOP TOWELS	102.00
37. XEROX FINANCIAL SERVICES		
	COPIER LEASE	481.54
TOTAL - ALL VENDORS		87,643.38
FUND TOTALS:		
Fund 101 - GENERAL FUND		25,434.20
Fund 202 - MAJOR STREETS		300.00
Fund 203 - LOCAL STREETS		275.00
Fund 661 - MOTOR POOL FUND		3,371.48
Fund 701 - CURRENT TAX FUND		58,226.60
Fund 715 - ROSE GARDEN		36.10



City Council Agenda Item Report

FROM: Ryan Heise
MEETING DATE: 10/11/21
SUBJECT: Campbell Road Bid Award

Recommended Motion:

Southwest Transport Company (SWTCO) of Hartford, Michigan in the amount of \$730,263.75. Of which the city's share is \$319,123.75. Allow for a 20% contingency on the project.

Description:

Publicly advertised bids were received on September 28, 2021 for the Campbell Road Improvements project and summarized in the attached spreadsheet. A total of four bids were received, and the low bid was below the Engineer's Estimate for the project received from Southwest Transport Company in the amount of \$730,263.75.

The funding will come out of designated road funds.

Please see attached recommendation of award.



RECOMMENDATION OF AWARD

October 5, 2021

Via Email: rlabombard@douglasmi.gov; Ryan@saugatuckcity.com

Rich LaBombard, City Manager
City of the Village of Douglas
86 W. Center Street
P.O. Box 757
Douglas, MI 49406-0757

Ryan Heise, City Manager
City of Saugatuck
102 Butler Street
P.O. Box 86
Saugatuck, MI 49453

RE: Recommendation of Award – Campbell Road Improvements

Rich and Ryan,

We have reviewed the bids received on September 28, 2021 for the Campbell Road Improvements project and summarized them in the attached spreadsheet. A total of four bids were received, and the low bid was below our Engineer's Estimate for the project. During the bidding period, availability of water main materials (especially the ductile iron pipe) was a common concern amongst the bidders, and the risk associated with that is likely one of the reasons for the significant spread between the high and low bids. During the bidding period, we indicated that the interim completion date of December 17, 2021 for water main construction was flexible if material shortage was an issue, however the overall substantial completion date of May 26, 2022 and final completion date of June 9, 2022 were firm (subject to normal time extension per the contract, if appropriate).

The low bid was submitted by Southwest Transport Company (SWTCO) of Hartford, Michigan in the amount of \$730,263.75 (after correcting for a minor math error and adjusting for a material miscommunication). SWTCO has successfully completed several smaller projects for the City of Saugatuck (most recently the drainage improvements at 700 Manchester Drive and various flooding mitigation improvements at the Water & Lucy Street intersection). SWTCO performed well for the City on those projects, and was thus one of the contractors we reached out to directly with the Advertisement for Bids for this project. While SWTCO has not completed a project of this magnitude for either City, they provided references for projects of comparable size and scope. We followed up with their references, and one was mixed but all others were positive. We also followed up with SWTCO directly to confirm that they are comfortable with their bid amount, given the spread between the low bid and second low bid, which they did.

Based on the above, we recommend an award to Southwest Transport Company in the amount of \$730,263.75. Based on the unit prices in low bid, the estimated breakdown between the Cities is \$319,123.75 for the City of Saugatuck and \$411,140.00 for the City of the Village of Douglas. The breakdown will be "trued up" based on the actual quantities used during construction. The breakdown is based on the following methodology, as discussed previously:

2960 Lucerne Drive SE
Grand Rapids, MI 49546
P: 616.977.1000
F: 616.977.1005
www.fveng.com


- All costs between McVea Drive and the point at which the City Limits intersects with the centerline of the road (approximately station 14+50 in our drawings) are allocated to Douglas.
- Between that point and Park/Ferry Street, the following costs are split 50-50:
 - Water main costs, including hydrants, valves, bends and connections.
 - Roadway costs not identified below, including restoration of the water main trenching on the south side and widening on both sides.
- Items associated with individual properties (primarily drive approaches and water services) are allocated to the City in which that property resides.

We would traditionally recommend that a community budget 5-10% for construction contingencies at this stage in the project. Given the difference between the low bid and our estimate, we would recommend increasing that to 10-20%.

We appreciate the opportunity to assist you with this project and look forward to its successful completion. Please feel free to contact me with any questions.

Sincerely,

FLEIS & VANDENBRINK



Jonathan W. Moxey, P.E.
Project Manager

Encl.

Cities of Saugatuck and Douglas

Campbell Road Improvements

Bid Tabulation



Job: 847630
By: JWM
Date: 10/5/2021

ITEM NO.	ITEM DESCRIPTION	UNIT	Engineer's Estimate		Southwest Transport		Georgetown Construction		Montgomery Excavating		Northern Construction		
			ESTIMATED QUANTITY	UNIT PRICE	ESTIMATED TOTAL	BID UNIT PRICE	BID PRICE	BID UNIT PRICE	BID PRICE	BID UNIT PRICE	BID PRICE	BID UNIT PRICE	BID PRICE
1	General Conditions, Bonds & Insurance, Max 5%	LSum	1	\$ 45,900.00	\$ 45,900.00	\$ 32,500.00	\$ 32,500.00	\$ 54,000.00	\$ 54,000.00	\$ 59,500.00	\$ 59,500.00	\$ 60,000.00	\$ 60,000.00
2	Preconstruction Video Survey	LSum	1	\$ 2,500.00	\$ 2,500.00	\$ 4,000.00	\$ 4,000.00	\$ 1,000.00	\$ 1,000.00	\$ 4,000.00	\$ 4,000.00	\$ 4,000.00	\$ 4,000.00
3	HMA Base Crushing and Shaping	Syd	5,550	\$ 2.00	\$ 11,100.00	\$ 2.50	\$ 13,875.00	\$ 3.00	\$ 16,650.00	\$ 25.75	\$ 142,912.50	\$ 2.50	\$ 13,875.00
4	Cold Milling HMA Surface	Syd	270	\$ 1.75	\$ 472.50	\$ 2.00	\$ 540.00	\$ 6.00	\$ 1,620.00	\$ 10.50	\$ 2,835.00	\$ 12.00	\$ 3,240.00
5	Pavt, Rem	Syd	85	\$ 8.00	\$ 680.00	\$ 10.00	\$ 850.00	\$ 20.00	\$ 1,700.00	\$ 12.00	\$ 1,020.00	\$ 25.00	\$ 2,125.00
6	Irrigation Repair (Allowance)	Dlr	5,000	\$ 1.00	\$ 5,000.00	\$ 1.00	\$ 5,000.00	\$ 1.00	\$ 5,000.00	\$ 1.00	\$ 5,000.00	\$ 1.00	\$ 5,000.00
7	Erosion Control, Inlet Protection, Fabric Drop	Ea	6	\$ 100.00	\$ 600.00	\$ 175.00	\$ 1,050.00	\$ 100.00	\$ 600.00	\$ 200.00	\$ 1,200.00	\$ 100.00	\$ 600.00
8	Subbase, CIP	Cyd	1,500	\$ 12.00	\$ 18,000.00	\$ 10.00	\$ 15,000.00	\$ 15.00	\$ 22,500.00	\$ 12.50	\$ 18,750.00	\$ 40.00	\$ 60,000.00
9	Aggregate Base, 8 inch	Syd	3,950	\$ 12.00	\$ 47,400.00	\$ 8.50	\$ 33,575.00	\$ 10.00	\$ 39,500.00	\$ 18.00	\$ 71,100.00	\$ 16.00	\$ 63,200.00
10	Maintenance Gravel, LM	Cyd	250	\$ 25.00	\$ 6,250.00	\$ 14.00	\$ 3,500.00	\$ 25.00	\$ 6,250.00	\$ 20.00	\$ 5,000.00	\$ 20.00	\$ 5,000.00
11	Approach Grading	Syd	905	\$ 10.00	\$ 9,050.00	\$ 4.00	\$ 3,620.00	\$ 10.00	\$ 9,050.00	\$ 10.00	\$ 9,050.00	\$ 10.00	\$ 9,050.00
12	Approach, CI I, 6 inch	Syd	500	\$ 9.00	\$ 4,500.00	\$ 4.50	\$ 2,250.00	\$ 20.00	\$ 10,000.00	\$ 20.00	\$ 10,000.00	\$ 15.00	\$ 7,500.00
13	Approach, CI II, 6 inch	Syd	225	\$ 10.00	\$ 2,250.00	\$ 5.00	\$ 1,125.00	\$ 20.00	\$ 4,500.00	\$ 20.00	\$ 4,500.00	\$ 15.00	\$ 3,375.00
14	Shoulder Trenching	Ft	2,150	\$ 10.00	\$ 21,500.00	\$ 9.00	\$ 19,350.00	\$ 10.00	\$ 21,500.00	\$ 27.80	\$ 59,770.00	\$ 5.00	\$ 10,750.00
15	Trench Undercutting and Backfill	Cyd	50	\$ 25.00	\$ 1,250.00	\$ 10.00	\$ 500.00	\$ 25.00	\$ 1,250.00	\$ 30.00	\$ 1,500.00	\$ 50.00	\$ 2,500.00
16	Dr Structure Cover, Adj	Ea	7	\$ 500.00	\$ 3,500.00	\$ 650.00	\$ 4,550.00	\$ 500.00	\$ 3,500.00	\$ 450.00	\$ 3,150.00	\$ 500.00	\$ 3,500.00
17	Dr Structure Cover, Type C	Ea	1	\$ 750.00	\$ 750.00	\$ 625.00	\$ 625.00	\$ 1,200.00	\$ 1,200.00	\$ 1,000.00	\$ 1,000.00	\$ 900.00	\$ 900.00
18	Dr Structure Cover, Type Q	Ea	6	\$ 600.00	\$ 3,600.00	\$ 600.00	\$ 3,600.00	\$ 1,000.00	\$ 6,000.00	\$ 850.00	\$ 5,100.00	\$ 800.00	\$ 4,800.00
19	HMA Spillway	Ea	3	\$ 500.00	\$ 1,500.00	\$ 550.00	\$ 1,650.00	\$ 1,000.00	\$ 3,000.00	\$ 825.00	\$ 2,475.00	\$ 750.00	\$ 2,250.00
20	HMA Surface, Rem	Syd	555	\$ 5.00	\$ 2,775.00	\$ 9.00	\$ 4,995.00	\$ 15.00	\$ 8,325.00	\$ 10.00	\$ 5,550.00	\$ 10.00	\$ 5,550.00
21	HMA, 13A or LVSP	Ton	1,300	\$ 80.00	\$ 104,000.00	\$ 89.00	\$ 115,700.00	\$ 85.00	\$ 110,500.00	\$ 93.50	\$ 121,550.00	\$ 81.62	\$ 106,106.00
22	HMA Approach	Ton	115	\$ 120.00	\$ 13,800.00	\$ 160.00	\$ 18,400.00	\$ 140.00	\$ 16,100.00	\$ 145.00	\$ 16,675.00	\$ 150.00	\$ 17,250.00
23	Driveway Nonreinf, Conc, 6 inch	Syd	90	\$ 50.00	\$ 4,500.00	\$ 38.00	\$ 3,420.00	\$ 55.00	\$ 4,950.00	\$ 75.00	\$ 6,750.00	\$ 60.00	\$ 5,400.00
24	HMA Valley Gutter	Ft	1,075	\$ 2.00	\$ 2,150.00	\$ 1.75	\$ 1,881.25	\$ 2.00	\$ 2,150.00	\$ 2.00	\$ 2,150.00	\$ 1.00	\$ 1,075.00
25	Minor Traf Devices, Max. \$10,000	LSum	1	\$ 10,000.00	\$ 10,000.00	\$ 3,900.00	\$ 3,900.00	\$ 10,000.00	\$ 10,000.00	\$ 10,000.00	\$ 10,000.00	\$ 10,000.00	\$ 10,000.00
26	Traf Regulator Control, Max. \$5,000	LSum	1	\$ 5,000.00	\$ 5,000.00	\$ 2,000.00	\$ 2,000.00	\$ 5,000.00	\$ 5,000.00	\$ 5,000.00	\$ 5,000.00	\$ 5,000.00	\$ 5,000.00
27	Barricade, Type III, High Intensity, Double Sided, Lighted, Furn	Ea	5	\$ 100.00	\$ 500.00	\$ 100.00	\$ 500.00	\$ 125.00	\$ 625.00	\$ 125.00	\$ 625.00	\$ 95.00	\$ 475.00
28	Barricade, Type III, High Intensity, Double Sided, Lighted, Oper	Ea	5	\$ 20.00	\$ 100.00	\$ 5.00	\$ 25.00	\$ 10.00	\$ 50.00	\$ 5.50	\$ 27.50	\$ 5.00	\$ 25.00
29	Sign, Type B, Temp, Prismatic, Furn	Sft	250	\$ 20.00	\$ 5,000.00	\$ 4.50	\$ 1,125.00	\$ 5.00	\$ 1,250.00	\$ 4.50	\$ 1,125.00	\$ 4.00	\$ 1,000.00
30	Sign, Type B, Temp, Prismatic, Oper	Sft	250	\$ 5.00	\$ 1,250.00	\$ 1.25	\$ 312.50	\$ 1.00	\$ 250.00	\$ 1.10	\$ 275.00	\$ 1.00	\$ 250.00
31	Sign, Type B, Temp, Prismatic, Spec, Furn	Sft	100	\$ 25.00	\$ 2,500.00	\$ 7.25	\$ 725.00	\$ 10.00	\$ 1,000.00	\$ 7.75	\$ 775.00	\$ 7.00	\$ 700.00
32	Sign, Type B, Temp, Prismatic, Spec, Oper	Sft	100	\$ 5.00	\$ 500.00	\$ 1.25	\$ 125.00	\$ 1.00	\$ 100.00	\$ 1.10	\$ 110.00	\$ 1.00	\$ 100.00
33	Plastic Drum, Fluorescent, Furn	Ea	50	\$ 30.00	\$ 1,500.00	\$ 19.50	\$ 975.00	\$ 30.00	\$ 1,500.00	\$ 25.00	\$ 1,250.00	\$ 18.00	\$ 900.00
34	Plastic Drum, Fluorescent, Oper	Ea	50	\$ 1.00	\$ 50.00	\$ 1.25	\$ 62.50	\$ 5.00	\$ 250.00	\$ 1.10	\$ 55.00	\$ 1.00	\$ 50.00
35	Sign, Portable, Changeable Message, Furn	Ea	1	\$ 2,500.00	\$ 2,500.00	\$ 1,890.00	\$ 1,890.00	\$ 2,500.00	\$ 2,500.00	\$ 2,500.00	\$ 2,500.00	\$ 1,800.00	\$ 1,800.00
36	Sign, Portable, Changeable Message, Oper	Ea	1	\$ 500.00	\$ 500.00	\$ 5.50	\$ 5.50	\$ 1,000.00	\$ 1,000.00	\$ 550.00	\$ 550.00	\$ 500.00	\$ 500.00
37	Pavt Mrkg, Waterborne, 6 inch, White	Ft	4,400	\$ 0.25	\$ 1,100.00	\$ 0.60	\$ 2,640.00	\$ 0.30	\$ 1,320.00	\$ 0.35	\$ 1,540.00	\$ 0.28	\$ 1,232.00
38	Pavt Mrkg, Waterborne, 4 inch, Yellow	Ft	4,400	\$ 0.20	\$ 880.00	\$ 0.50	\$ 2,200.00	\$ 0.20	\$ 880.00	\$ 0.25	\$ 1,100.00	\$ 0.18	\$ 792.00
39	Water Main, DI, 6 inch	Ft	32	\$ 50.00	\$ 1,600.00	\$ 36.00	\$ 1,152.00	\$ 100.00	\$ 3,200.00	\$ 70.00	\$ 2,240.00	\$ 110.00	\$ 3,520.00
40	Water Main, DI, 8 inch	Ft	2,310	\$ 60.00	\$ 138,600.00	\$ 52.00	\$ 120,120.00	\$ 140.00	\$ 323,400.00	\$ 92.00	\$ 212,520.00	\$ 81.40	\$ 188,034.00
41	Water Main, DI, 10 inch	Ft	10	\$ 70.00	\$ 700.00	\$ 80.00	\$ 800.00	\$ 200.00	\$ 2,000.00	\$ 100.00	\$ 1,000.00	\$ 135.00	\$ 1,350.00
42	Hydrant	Ea	5	\$ 3,000.00	\$ 15,000.00	\$ 4,450.00	\$ 22,250.00	\$ 4,000.00	\$ 20,000.00	\$ 3,750.00	\$ 18,750.00	\$ 4,500.00	\$ 22,500.00
43	Remove Hydrant	Ea	3	\$ 500.00	\$ 1,500.00	\$ 2,200.00	\$ 6,600.00	\$ 500.00	\$ 1,500.00	\$ 750.00	\$ 2,250.00	\$ 750.00	\$ 2,250.00
44	Gate Box, Remove	Ea	7	\$ 100.00	\$ 700.00	\$ 500.00	\$ 3,500.00	\$ 100.00	\$ 700.00	\$ 250.00	\$ 1,750.00	\$ 200.00	\$ 1,400.00
45	Gate Valve & Box, 6 inch	Ea	5	\$ 1,500.00	\$ 7,500.00	\$ 1,200.00	\$ 6,000.00	\$ 1,500.00	\$ 7,500.00	\$ 1,360.00	\$ 6,800.00	\$ 1,850.00	\$ 9,250.00

Cities of Saugatuck and Douglas

Campbell Road Improvements

Bid Tabulation



Job: 847630
By: JWM
Date: 10/5/2021

ITEM NO.	ITEM DESCRIPTION	UNIT	ESTIMATED QUANTITY	Engineer's Estimate		Southwest Transport		Georgetown Construction		Montgomery Excavating		Northern Construction	
				UNIT PRICE	ESTIMATED TOTAL	BID UNIT PRICE	BID PRICE	BID UNIT PRICE	BID PRICE	BID UNIT PRICE	BID PRICE	BID UNIT PRICE	BID PRICE
46	Gate Valve & Box, 8 inch	Ea	10	\$ 1,700.00	\$ 17,000.00	\$ 1,550.00	\$ 15,500.00	\$ 2,000.00	\$ 20,000.00	\$ 1,850.00	\$ 18,500.00	\$ 2,150.00	\$ 21,500.00
47	Gate Valve & Box, 10 inch	Ea	2	\$ 2,000.00	\$ 4,000.00	\$ 2,050.00	\$ 4,100.00	\$ 3,000.00	\$ 6,000.00	\$ 2,250.00	\$ 4,500.00	\$ 2,650.00	\$ 5,300.00
48	Connect to EX WM	Ea	6	\$ 1,000.00	\$ 6,000.00	\$ 1,100.00	\$ 6,600.00	\$ 3,500.00	\$ 21,000.00	\$ 1,500.00	\$ 9,000.00	\$ 3,500.00	\$ 21,000.00
49	Cut & Plug EX WM	Ea	4	\$ 500.00	\$ 2,000.00	\$ 900.00	\$ 3,600.00	\$ 800.00	\$ 3,200.00	\$ 750.00	\$ 3,000.00	\$ 750.00	\$ 3,000.00
50	22.5 Deg Bend, 8 inch	Ea	6	\$ 700.00	\$ 4,200.00	\$ 380.00	\$ 2,280.00	\$ 400.00	\$ 2,400.00	\$ 475.00	\$ 2,850.00	\$ 550.00	\$ 3,300.00
51	45 Deg Bend, 6 inch	Ea	4	\$ 500.00	\$ 2,000.00	\$ 360.00	\$ 1,440.00	\$ 350.00	\$ 1,400.00	\$ 400.00	\$ 1,600.00	\$ 430.00	\$ 1,720.00
52	45 Deg Bend, 8 inch	Ea	15	\$ 600.00	\$ 9,000.00	\$ 450.00	\$ 6,750.00	\$ 450.00	\$ 6,750.00	\$ 475.00	\$ 7,125.00	\$ 550.00	\$ 8,250.00
53	8"x6" Reducer	Ea	1	\$ 350.00	\$ 350.00	\$ 300.00	\$ 300.00	\$ 600.00	\$ 600.00	\$ 500.00	\$ 500.00	\$ 450.00	\$ 450.00
54	8"x8"x6" Tee	Ea	5	\$ 900.00	\$ 4,500.00	\$ 480.00	\$ 2,400.00	\$ 750.00	\$ 3,750.00	\$ 650.00	\$ 3,250.00	\$ 650.00	\$ 3,250.00
55	8"x8"x8" Tee	Ea	3	\$ 1,200.00	\$ 3,600.00	\$ 540.00	\$ 1,620.00	\$ 950.00	\$ 2,850.00	\$ 850.00	\$ 2,550.00	\$ 700.00	\$ 2,100.00
56	10"x10"x8" Tee	Ea	1	\$ 1,500.00	\$ 1,500.00	\$ 700.00	\$ 700.00	\$ 1,600.00	\$ 1,600.00	\$ 950.00	\$ 950.00	\$ 850.00	\$ 850.00
57	Water Service, 1 inch, Open Cut	Ft	360	\$ 20.00	\$ 7,200.00	\$ 21.00	\$ 7,560.00	\$ 20.00	\$ 7,200.00	\$ 35.00	\$ 12,600.00	\$ 40.00	\$ 14,400.00
58	Water Service, 1 inch, Augered	Ft	680	\$ 35.00	\$ 23,800.00	\$ 24.00	\$ 16,320.00	\$ 30.00	\$ 20,400.00	\$ 45.00	\$ 30,600.00	\$ 68.00	\$ 46,240.00
59	Water Service, 1 1/2 inch, Augered	Ft	45	\$ 50.00	\$ 2,250.00	\$ 26.00	\$ 1,170.00	\$ 40.00	\$ 1,800.00	\$ 55.00	\$ 2,475.00	\$ 100.00	\$ 4,500.00
60	Water Service, 2 inch, Open Cut	Ft	50	\$ 35.00	\$ 1,750.00	\$ 28.00	\$ 1,400.00	\$ 40.00	\$ 2,000.00	\$ 59.00	\$ 2,950.00	\$ 60.00	\$ 3,000.00
61	Water Service, 2 inch, Augered	Ft	50	\$ 50.00	\$ 2,500.00	\$ 31.00	\$ 1,550.00	\$ 45.00	\$ 2,250.00	\$ 80.00	\$ 4,000.00	\$ 115.00	\$ 5,750.00
62	Water Service Connect	Ea	33	\$ 100.00	\$ 3,300.00	\$ 275.00	\$ 9,075.00	\$ 75.00	\$ 2,475.00	\$ 2,135.00	\$ 70,455.00	\$ 1,300.00	\$ 42,900.00
63	Water Service, 1 1/2 inch, Augered, Private Property	Ft	235	\$ 60.00	\$ 14,100.00	\$ 26.00	\$ 6,110.00	\$ 45.00	\$ 10,575.00	\$ 65.00	\$ 15,275.00	\$ 107.00	\$ 25,145.00
64	Water Service, 1 inch, Augered, Private Property	Ft	2,850	\$ 40.00	\$ 114,000.00	\$ 24.00	\$ 68,400.00	\$ 40.00	\$ 114,000.00	\$ 50.00	\$ 142,500.00	\$ 70.00	\$ 199,500.00
65	Water Service, 2 inch, Augered, Private Property	Ft	50	\$ 75.00	\$ 3,750.00	\$ 31.00	\$ 1,550.00	\$ 45.00	\$ 2,250.00	\$ 90.00	\$ 4,500.00	\$ 110.00	\$ 5,500.00
66	Water Service, Building Connection	Ea	33	\$ 3,500.00	\$ 115,500.00	\$ 350.00	\$ 11,550.00	\$ 250.00	\$ 8,250.00	\$ 900.00	\$ 29,700.00	\$ 2,500.00	\$ 82,500.00
67	Corp Stop, Curb Stop & Box, 1 inch	Ea	32	\$ 500.00	\$ 16,000.00	\$ 450.00	\$ 14,400.00	\$ 500.00	\$ 16,000.00	\$ 500.00	\$ 16,000.00	\$ 1,500.00	\$ 48,000.00
68	Corp Stop, Curb Stop & Box, 1 1/2 inch	Ea	1	\$ 600.00	\$ 600.00	\$ 500.00	\$ 500.00	\$ 700.00	\$ 700.00	\$ 1,085.00	\$ 1,085.00	\$ 1,800.00	\$ 1,800.00
69	Corp Stop, Curb Stop & Box, 2 inch	Ea	2	\$ 800.00	\$ 1,600.00	\$ 650.00	\$ 1,300.00	\$ 800.00	\$ 1,600.00	\$ 1,350.00	\$ 2,700.00	\$ 2,500.00	\$ 5,000.00
70	Turf Restoration	Syd	4,000	\$ 5.00	\$ 20,000.00	\$ 4.25	\$ 17,000.00	\$ 5.00	\$ 20,000.00	\$ 10.50	\$ 42,000.00	\$ 5.50	\$ 22,000.00
71	Riprap, Plain	Syd	20	\$ 75.00	\$ 1,500.00	\$ 125.00	\$ 2,500.00	\$ 60.00	\$ 1,200.00	\$ 60.00	\$ 1,200.00	\$ 100.00	\$ 2,000.00
72	Flowable Fill	Cyd	25	\$ 500.00	\$ 12,500.00	\$ 185.00	\$ 4,625.00	\$ 125.00	\$ 3,125.00	\$ 175.00	\$ 4,375.00	\$ 250.00	\$ 6,250.00
73	Hold Pole	Ea	2	\$ 500.00	\$ 1,000.00	\$ 300.00	\$ 600.00	\$ 500.00	\$ 1,000.00	\$ 1,500.00	\$ 3,000.00	\$ 1,000.00	\$ 2,000.00
74	Conduit, Sch 40, 4 - 4 inch	Ft	2,200	\$ 20.00	\$ 44,000.00	\$ 11.25	\$ 24,750.00	\$ 25.00	\$ 55,000.00	\$ 12.00	\$ 26,400.00	\$ 45.00	\$ 99,000.00
75	Private Property Landscape Repair (Allowance)	DLR	5,000	\$ 1.00	\$ 5,000.00	\$ 1.00	\$ 5,000.00	\$ 1.00	\$ 5,000.00	\$ 1.00	\$ 5,000.00	\$ 1.00	\$ 5,000.00
76	Monument Box	Ea	2	\$ 500.00	\$ 1,000.00	\$ 300.00	\$ 600.00	\$ 500.00	\$ 1,000.00	\$ 750.00	\$ 1,500.00	\$ 500.00	\$ 1,000.00
77	Monument Preservation	Ea	2	\$ 500.00	\$ 1,000.00	\$ 300.00	\$ 600.00	\$ 800.00	\$ 1,600.00	\$ 500.00	\$ 1,000.00	\$ 1,200.00	\$ 2,400.00
78	Underdrain Repair	Ea	5	\$ 200.00	\$ 1,000.00	\$ 350.00	\$ 1,750.00	\$ 100.00	\$ 500.00	\$ 500.00	\$ 2,500.00	\$ 300.00	\$ 1,500.00
79	Aggregate, 6A	Cyd	20	\$ 60.00	\$ 1,200.00	\$ 20.00	\$ 400.00	\$ 50.00	\$ 1,000.00	\$ 50.00	\$ 1,000.00	\$ 50.00	\$ 1,000.00
80	Water Meter and Pit Replacement (Allowance)	DLR	5,000	\$ 1.00	\$ 5,000.00	\$ 1.00	\$ 5,000.00	\$ 1.00	\$ 5,000.00	\$ 1.00	\$ 5,000.00	\$ 1.00	\$ 5,000.00
				Total:	\$ 963,707.50		\$ 717,463.75		\$ 1,088,345.00		\$ 1,312,420.00		\$ 1,350,279.00

E1	Water Main, DI, 8 inch, MJ Premium	Ft	400										
						Total Recommended Award:	\$ 730,263.75						

 Represents a math error in the bid form that has been corrected.
 Represents an item negotiated post-bid.



City Council Agenda Item Report

FROM: Ryan Heise
MEETING DATE: 10/11/21
SUBJECT: Planning and Zoning Consultant

Recommended Motion:

Approve engagement letter with Horizon Community Planning.

Description:

To strengthen the city's building/planning and zoning review and approval process, outside resources in the form of a planning consultant will be helpful. The consultant will be utilized for higher profile and/or more complicated projects on a case-by-case basis. Recommended to the city was Horizon Community Planning. David Jirousek is the Principal Planner and Owner and has experience working with current legal counsel (Fahey Schultz Burzych Rhodes).

Please see information and experience on the following website: <https://horizon-planning.com/>

Fee- \$120.00 an hour



PO Box 68647 Grand Rapids, MI 49506

Tel 616-540-1794

Web www.horizon-planning.com

October 7, 2021

Ryan Heise
City Manager
City of Saugatuck
102 Butler St.
PO Box 86
Saugatuck, MI 49453

RE: Planning Consultation Services

Mr. Heise:

Thank you for the opportunity to be considered for planning consultation services for the City of Saugatuck. I take pride in long-term client relationships that are built on exceptional service and trust- two key principles of my firm and the foundation of my client services. My commitment to the City is the following:

- **Determinations and Recommendations:** Strong, clear, and concise determinations and recommendations will be provided related to zoning and development inquiries.
- **Responsiveness:** Inquiries from City officials will be answered as quickly as possible. Planning Commission, Zoning Board of Appeals, and Council deadlines will be met and, if possible, well in advance.
- **Ordinance Amendments:** As necessary, I will work with the Planning Commission and staff to consider best zoning practices, provide an assessment of the pros and cons of options, and prepare zoning language to achieve the City's goals and objectives.
- **Plans and Special Projects:** Creative planning processes and solutions will be developed to address City needs. There is no "one size fits all" approach to planning, and proposed processes will be crafted to address specific City priorities and conditions.

If given the opportunity, I will serve as the primary point of contact and project manager for the services provided. I encourage you to visit my website (www.horizon-planning.com) for more information and an overview of my firm.

Services are billed on an hourly reimbursable basis. The hourly billing rate for 2021 is as follows: Principal Planner/Owner- \$120/hour. Travel time and mileage costs are billed for in-person meetings if requested. Additionally, it is common to negotiate fixed fees for larger projects, such as master plans, parks and recreation plans, or zoning ordinance rewrites.

City of Saugatuck
October 7, 2021

I truly appreciate the opportunity to be considered for this important role. If you have any questions about the proposed services, please feel free to contact me at any time at 616-540-1794 or hcplanning@outlook.com.

Sincerely,

Horizon Community Planning, LLC

A handwritten signature in cursive script that reads "David M. Jirousek".

David M. Jirousek, AICP
Principal Planner and Owner

**HORIZON COMMUNITY PLANNING
PROFESSIONAL SERVICES AGREEMENT**

This Agreement is entered by and between the City of Saugatuck, MI (hereinafter "Client") and Horizon Community Planning.

SCOPE OF SERVICES. The Client hereby contracts with Horizon Community Planning to perform professional planning services, hereinafter collectively referred to as the Scope of Services, described in Horizon Community Planning's proposal dated October 7, 2021, the terms of which are hereby incorporated by reference in this Agreement.

REPRESENTATIVES. City Manager Ryan Heise is the official representative of the Client. As such, the representative shall be responsible for executing any document pertaining to the Agreement or any amendment thereto and for the approval of all change orders, addenda, and additional services to be performed by Horizon Community Planning. David Jirousek, AICP, will be the primary point of contact for Horizon Community Planning.

COMPENSATION. Horizon Community Planning shall be paid for all services rendered and deliverables as assigned by the Client. Horizon Community Planning shall bill for services monthly. Each invoice shall be due and payable within thirty (30) days of the presentation of the invoice. In the event an invoice becomes past due over sixty (60) days, Horizon Community Planning may suspend performance of services until all past due amounts are paid by the Client.

TERMINATION. This Agreement may be terminated by either party at will with written notice. In the event of termination by the Client, Horizon Community Planning shall be paid up to the effective date of termination for all services rendered. In any case, all project files shall be transferred to the Client.

SUBCONTRACTORS. Horizon Community Planning may engage subcontractors on behalf of the Client to perform a portion of the services provided, including mapping and design work.

INSURANCE. Upon request, Horizon Community Planning will furnish the Client with a written description of insurance coverages maintained related to Horizon Community Planning's performance of services hereunder.

CITY OF SAUGATUCK, MI

HORIZON COMMUNITY PLANNING

Signed: _____

Signed: David M. Jirousek

Name: Ryan Heise

Name: David M. Jirousek, AICP

Title: City Manager

Title: Principal Planner/Owner

Date Signed: _____

Date Signed: 10-7-21



City Council Agenda Item Report

FROM: Kate White

MEETING DATE: October 11, 2021

SUBJECT: Saugatuck High School Homecoming Parade Permit Approval

DESCRIPTION:

The Saugatuck High School applied for a parade permit to celebrate homecoming on Friday, October 22nd. Allegan County Sheriff's Department, Saugatuck Township Fire Department, and the Department of Public Works approved the parade permit. Additional details on the parade may be found on the parade permit application following this cover page.

Staff is recommending the Saugatuck City Council approve the permit.

BUDGET ACTION REQUIRED:

N/A

COMMITTEE/COMMISSION REVIEW:

N/A

LEGAL REVIEW:

N/A

SAMPLE MOTION:

Motion to **approve/deny** the parade permit for Saugatuck High School for homecoming on Friday, October 22nd.

From: [Brett Ensfield](#)
To: [Katherine White](#); [Greg Janik](#); [Scott Herbert](#)
Subject: RE: Homecoming Parade Permit for Saugatuck High School - October 22
Date: Monday, October 4, 2021 11:41:11 AM

Yep we are all set it is all good on our end.

From: Katherine White [mailto:KWhite@saugatuckcity.com]
Sent: Monday, October 4, 2021 11:38 AM
To: Greg Janik; Brett Ensfield; Scott Herbert
Subject: Homecoming Parade Permit for Saugatuck High School - October 22

CAUTION: This email originated from outside of the organization. Do not click links or open attachments unless you recognize the sender and know the content is safe.

Good morning all,

Please see attached for the parade permit application we received Friday afternoon from a Saugatuck High School student. The High School would like to hold a homecoming parade on October 22, 2021 (a Friday). They would like the parade to start around 4:30 and last about 20-30 minutes. The applicant stated that she does not believe road closures would be necessary. There will be some kids on floats. Christina Lewis, an advisor at the High School, is the contact for this parade. Her contact information is on the application. For any additional questions, please direct them to her. If you approve of this event, please sign the application or send a confirmation email of your consent. Then we can get it on the council agenda for October 11th. Thank you!

Cheers,

Kate White

Deputy Clerk/Intern

City of Saugatuck

O: 269.857.2603

From: [Scott Herbert](#)
To: [Katherine White](#)
Subject: RE: Homecoming Parade Permit for Saugatuck High School - October 22
Date: Tuesday, October 5, 2021 8:25:57 AM

No issues with this from DPW.

Scott Herbert
Public Works Supt.
City of Saugatuck
(269) 857-2558

From: Katherine White <KWhite@saugatuckcity.com>
Sent: Monday, October 4, 2021 11:38 AM
To: Greg Janik <gjanik@saugatuckfire.org>; Brett Ensfield <bensfield@allegancounty.org>; Scott Herbert <scott@saugatuckcity.com>
Subject: Homecoming Parade Permit for Saugatuck High School - October 22

Good morning all,

Please see attached for the parade permit application we received Friday afternoon from a Saugatuck High School student. The High School would like to hold a homecoming parade on October 22, 2021 (a Friday). They would like the parade to start around 4:30 and last about 20-30 minutes. The applicant stated that she does not believe road closures would be necessary. There will be some kids on floats. Christina Lewis, an advisor at the High School, is the contact for this parade. Her contact information is on the application. For any additional questions, please direct them to her. If you approve of this event, please sign the application or send a confirmation email of your consent. Then we can get it on the council agenda for October 11th. Thank you!

Cheers,
Kate White
Deputy Clerk/Intern
City of Saugatuck
O: 269.857.2603

From: [Greg Janik](#)
To: [Katherine White](#); [Chris Mantels](#)
Cc: [Mike Betts](#)
Subject: RE: Homecoming Parade Permit for Saugatuck High School - October 22
Date: Wednesday, October 6, 2021 9:36:33 AM
Attachments: [image001.png](#)
[Homecoming Parade 202110.pdf](#)

Hi Kate,

Sorry for the delay, I have fallen behind on correspondence. The parade has our full support as indicated in the attached signed copy.

Ms. Lewis must have a very old form as Police Chief Giles has retired nearly 7 years ago.

Thanks,
Greg

Greg Janik

Fire Chief/Fire Marshal
3342 Blue Star Highway
Saugatuck, MI 49453

Phone: 269 857-3000
E-mail : gjanik@saugatuckfire.org



CONFIDENTIALITY NOTICE: *The information contained in this e-mail message and any attachment(s) may contain confidential information that is legally privileged and exempt from disclosure under applicable law, and is intended only for the confidential use of the intended recipient(s). If the reader of this e-mail message is not the intended recipient or the employee agent responsible for delivering it to the intended recipient, any dissemination, distribution, copying or action taken in reliance on the content of this e-mail message or any attachment(s) is strictly prohibited. If this e-mail has been received in error, please notify me immediately via e-mail at*

gjanik@saugatuckfire.org and delete or otherwise destroy the original message, any attachment(s) and copies.

From: Katherine White <KWhite@saugatuckcity.com>

Sent: Wednesday, October 6, 2021 9:22 AM

To: Greg Janik <gjanik@saugatuckfire.org>; Chris Mantels <cmantels@saugatuckfire.org>

Subject: RE: Homecoming Parade Permit for Saugatuck High School - October 22

Greg and Chris,

How does the Fire Department feel about the homecoming parade? So far, Brett from Allegan County Sheriff's Department and Scott from DPW have OK'ed the parade application. Let me know your thoughts and feel free to contact Christina Lewis if you have questions. Thank you guys!

Cheers,

Kate White

Deputy Clerk/Intern

City of Saugatuck

O: 269.857.2603

From: Katherine White

Sent: Monday, October 4, 2021 11:38 AM

To: Greg Janik <gjanik@saugatuckfire.org>; Brett Ensfield <bensfield@allegancounty.org>; Scott Herbert <scott@saugatuckcity.com>

Subject: Homecoming Parade Permit for Saugatuck High School - October 22

Good morning all,

Please see attached for the parade permit application we received Friday afternoon from a Saugatuck High School student. The High School would like to hold a homecoming parade on October 22, 2021 (a Friday). They would like the parade to start around 4:30 and last about 20-30 minutes. The applicant stated that she does not believe road closures would be necessary. There will be some kids on floats. Christina Lewis, an advisor at the High School, is the contact for this parade. Her contact information is on the application. For any additional questions, please direct them to her. If you approve of this event, please sign the application or send a confirmation email of your consent. Then we can get it on the council agenda for October 11th. Thank you!

Cheers,

Kate White

Deputy Clerk/Intern

City of Saugatuck
O: 269.857.2603



Council Action

_____ Approved

_____ Denied

_____ Date

102 Butler Street • P.O. Box 86 • Saugatuck, MI 49453
Phone: 269-857-2603 • Website: www.saugatuckcity.com

SPECIAL EVENT APPLICATION

Must be filled out in its entirety & returned to the City Clerk's Office 30 days prior to scheduled event

SPONSORING ORGANIZATION INFORMATION

LEGAL BUSINESS NAME: Camp Blodgett

TELEPHONE: (616) 949-0780

MAILING ADDRESS: 528 Bridge St. NW, Ste 6 Grand Rapids, MI 49504

CONTACT NAME: Lucy Dyer Joswick, Executive Director

TELEPHONE: (616) 949-0780

E-MAIL ADDRESS: lucy@campblodgett.org

CELL PHONE: n/a

CONTACT PERSON ON DAY OF EVENT

CONTACT NAME: Melinda G Torres, event coordinator

TELEPHONE: 217-549-1746

E-MAIL ADDRESS: squirrellygdesign@gmail.com

CELL PHONE: 217-549-1746

EVENT INFORMATION

NAME OF EVENT: Camp Blodgett Centennial Ride

DATE(S) OF EVENT: 10/16/2021

PURPOSE OF EVENT: Fundraiser/bike ride

RAIN DATE: 10/16/2021

- | | | | |
|--|--|--|---------------------------------------|
| <input checked="" type="checkbox"/> Non-Profit | <input type="checkbox"/> For-Profit | <input type="checkbox"/> City Operated/Sponsored | <input type="checkbox"/> Co-Sponsored |
| <input type="checkbox"/> Marathon/Race | <input type="checkbox"/> Festival/Fair | <input type="checkbox"/> Video/Film Production | <input type="checkbox"/> Other _____ |

EVENT LOCATION: Wicks Park

EVENT HOURS: 10:30a-3p

ESTIMATED NUMBER OF ATTENDEES: approx. 50

ESTIMATED NUMBER OF VOLUNTEERS: 5

ESTIMATE DATE / TIME FOR SET-UP: 10:30 A.M. P.M.

ESTIMATE DATE / TIME FOR CLEAN-UP: 3:00 A.M. P.M.

EVENT DETAILS

WILL MUSIC BE PROVIDED DURING THIS EVENT: Yes No

TYPE OF MUSIC PROPOSED: Live Amplification Recorded Loudspeakers

PROPOSED TIME MUSIC WILL BEGIN: 11:00a END: 3:00p

FOOD VENDORS/CONCESSIONS: (Contact Allegan County Health Department) Yes No
 Provide Copy of Health Department Food Service License

WILL ALCOHOL BE SERVED AT THIS EVENT: Yes No
 Provide Copy of Liquor Liability Insurance (listing the City as additionally insured)
 Provide Copy of Michigan Liquor Control License

If yes, describe measures to be taken to prohibit the sale of alcohol to minors: _____

WILL FIREWORKS BE APART OF EVENT: Yes No
 Provide Copy of Liability Insurance (listing the City as additionally insured)
 Provide Copy of Fireworks Permit

EVENT SIGNAGE: City Council approval is required for any temporary signing in the public right-of-way, across a street or on City property. Which of the following signs are requested for this event:

"YARD" SIGNS - Number requested: 5 (Maximum size is 2' x 2'. Cannot be displayed no more than 15 days prior to first day of event and must be removed 24 hours after end of event.)

BANNER UNDER SAUGATUCK PALETTE SIGN - (Size cannot be greater than 14' x 4'). Cannot be displayed more than 15 days prior to first day of event and must be removed 24 hours after end of event.)

SIGNAGE AT EVENT SITE - Location(s): at the table
Description of signs: poster board signs
(Signs at event site cannot be displayed prior to day of the event and must removed at the end of the event.)

TENTS/CANOPIES/MISC: The City of Saugatuck does not have tents, stage, tables or chairs available for rental. There are a number of businesses listed in the yellow pages under "Rental Service Stores" that specialize in the rental of event supplies. Will the following be constructed or located in the event area:

BOOTHS – QUANTITY _____ TENTS – QUANTITY would like to use the

AWNINGS – QUANTITY _____ TABLES – QUANTITY 2

PORTABLE TOILETS – QUANTITY _____

VENDOR PARKING: Have you made arrangement for vendor parking? Yes No

If yes, where do you propose your vendors park? only volunteers parking

Will the Interurban be utilized? Yes No Time(s) _____

DEPARTMENT OF PUBLIC WORKS

APPROVED

DENIED

Authorized Personnel Signature

Will this event require the use of any of the following municipal equipment: Yes No

TRASH RECEPTACLES – QUANTITY¹ _____

BARRICADES – QUANTITY _____

TRAFFIC CONES – QUANTITY _____

PARKING SIGNS – QUANTITY _____

FENCING WATER ELECTRIC

RESTROOM CLEANING

OTHER _____

POLICE DEPARTMENT

APPROVED

DENIED

Authorized Personnel Signature

ADDITIONAL OFFICERS REQUIRED? Yes No

If yes please describe & include times _____

Other (describe): _____

SAUGATUCK TOWNSHIP FIRE DISTRICT

APPROVED

DENIED

Authorized Personnel Signature

STREET CLOSURES: Yes No (use attached map to outline proposed closures)

Street closure date/time: _____ A.M. P.M.

Street re-open date/time: _____ A.M. P.M.

SIDEWALK CLOSURES: Yes No (use attached map to outline proposed closures)

Describe Sidewalk Use: _____

Sidewalk closure date/time: _____ A.M. P.M.

Sidewalk re-open date/time: _____ A.M. P.M.

PARKING LOT CLOSURES: Yes No (use attached map to outline proposed closures)

Parking Lot Location: _____

Sidewalk closure date/time: _____ A.M. P.M.

Sidewalk re-open date/time: _____ A.M. P.M.

What parking arrangements are proposed to accommodate potential attendance: _____

APPLICATION CHECK LIST

- Completed Application
- Event Map (includes detailed event layout for vendors, booths, porta potties, etc.)
- Road/Sidewalk/Parking Lot Closure Map
- Certificate of Insurance (listing the City of Saugatuck as additionally insured)
- Fireworks Permit (if applicable)
- Michigan Liquor Control Commission Special Event License (if applicable)
- Health Department Food Service License (if applicable)

If document is missing, please explain: _____

The applicant and sponsoring organization understand and agrees to:

Provide a certificate of insurance with all coverages deemed necessary for the event, name the City of Saugatuck as an additional insured on all applicable policies and submit the certificate to the City Clerk's Office no later than one (1) week following notice of the event approval.


Comply with all City and County Ordinances and applicable State laws, City policies and acknowledges that the special events permit does not relieve the applicant or organization from meeting any application requirements of law or other public bodies or agencies.

Applicant and sponsoring organization further understands the approval of this special event may include additional requirements and/or limitations based on the City's review of this application. The applicant and sponsoring organization understands that it may be necessary to meet with City staff during the review of this application and that City Council approval is necessary.

Applicant understands that he/she is responsible for contacting the Michigan Liquor Control Commission and/or Allegan County Health Department to secure all permits required for this event.

Applicant agrees to defend, indemnify and hold harmless the City of Saugatuck, Michigan from any claim, demand, suit, loss, cost of expense or any damage which may be asserted, claimed or recovered against or from this Special Event by reason of any damage to property, personal injury or bodily injury, including death, sustained by any person whomsoever and which damage, injury or death arises out of or is incident to or in any way connected with the performance of this contract, and regardless of which claim, demand, damage, loss cost of expense is caused in whole or in part by the negligence of the City of Saugatuck or by third parties, or by the agents, servants, employees or factors of any of them.

As the duly authorized agent of the sponsoring organization, I hereby apply for approval of this Special Event and affirm the above understandings. The information provided on this application is true and complete to the best of my knowledge.

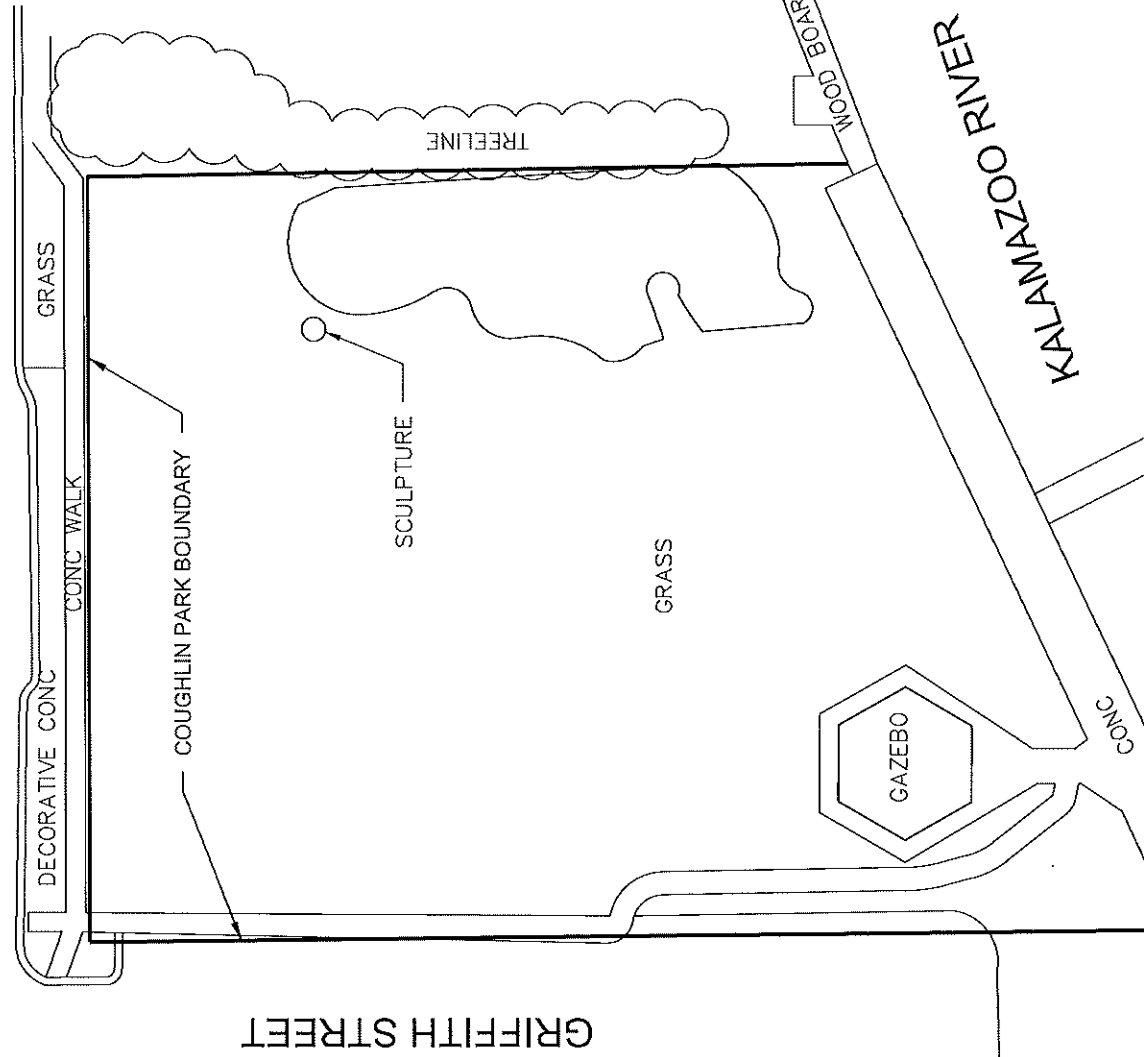


Applicant Signature

10/4/21

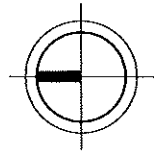
Date

CULVER STREET

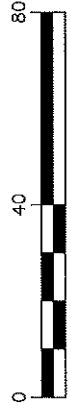


GRIFFITH STREET

BUILDING



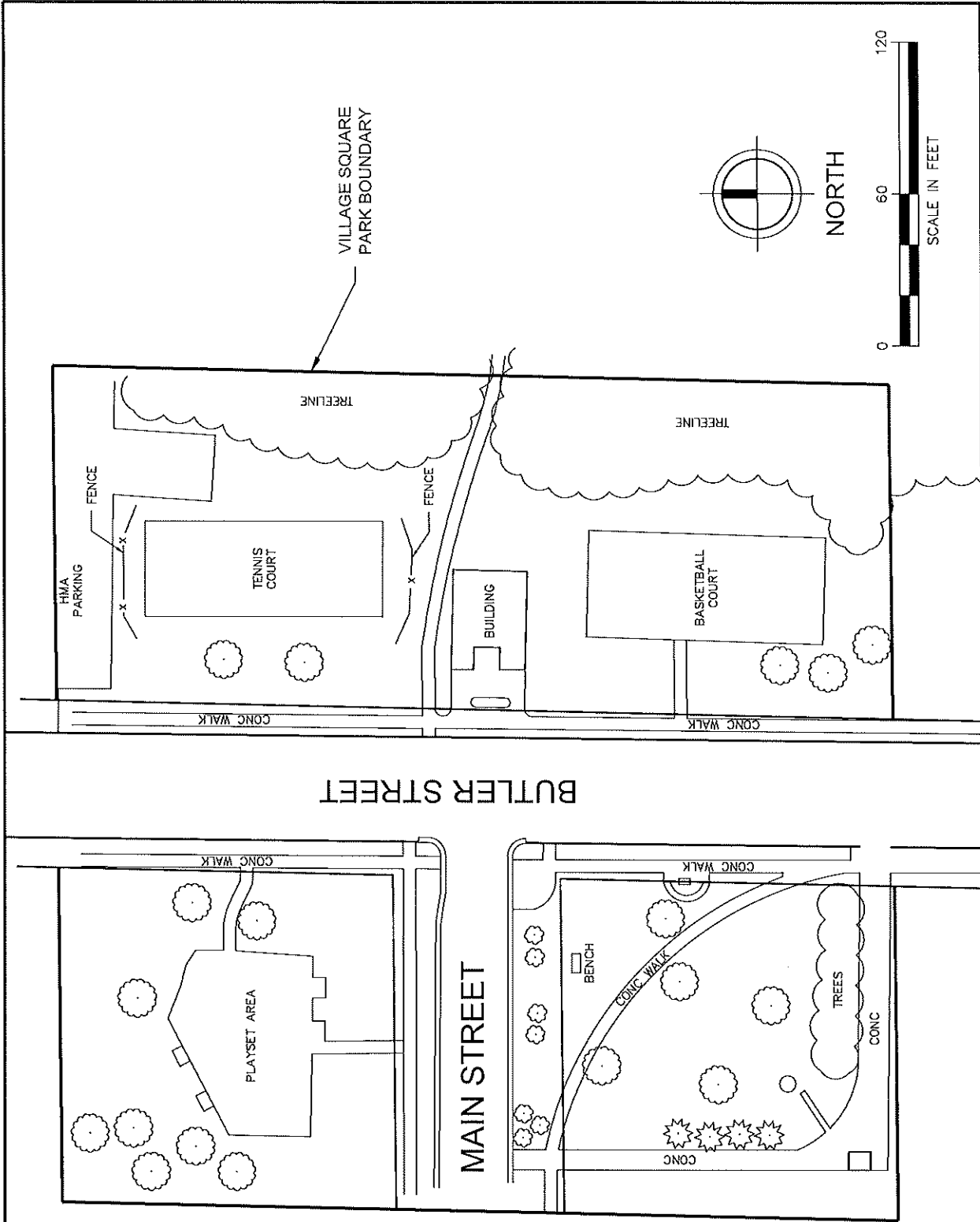
NORTH



APPLICANT TO SKETCH LOCATION OF PROPOSED TEMPORARY STRUCTURES, TENTS, STAGES, EQUIPMENT, TRAILERS, PORTA POTTYS, ETC...

CITY OF SAUGATUCK ALLEGAN COUNTY, MICHIGAN

COUGHLIN PARK PARK USE PERMIT APPLICATION



CITY OF SAUGATUCK
ALLEGAN COUNTY, MICHIGAN

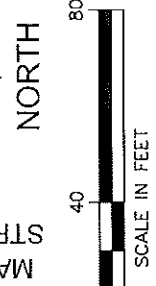
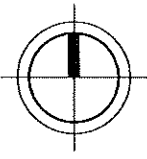
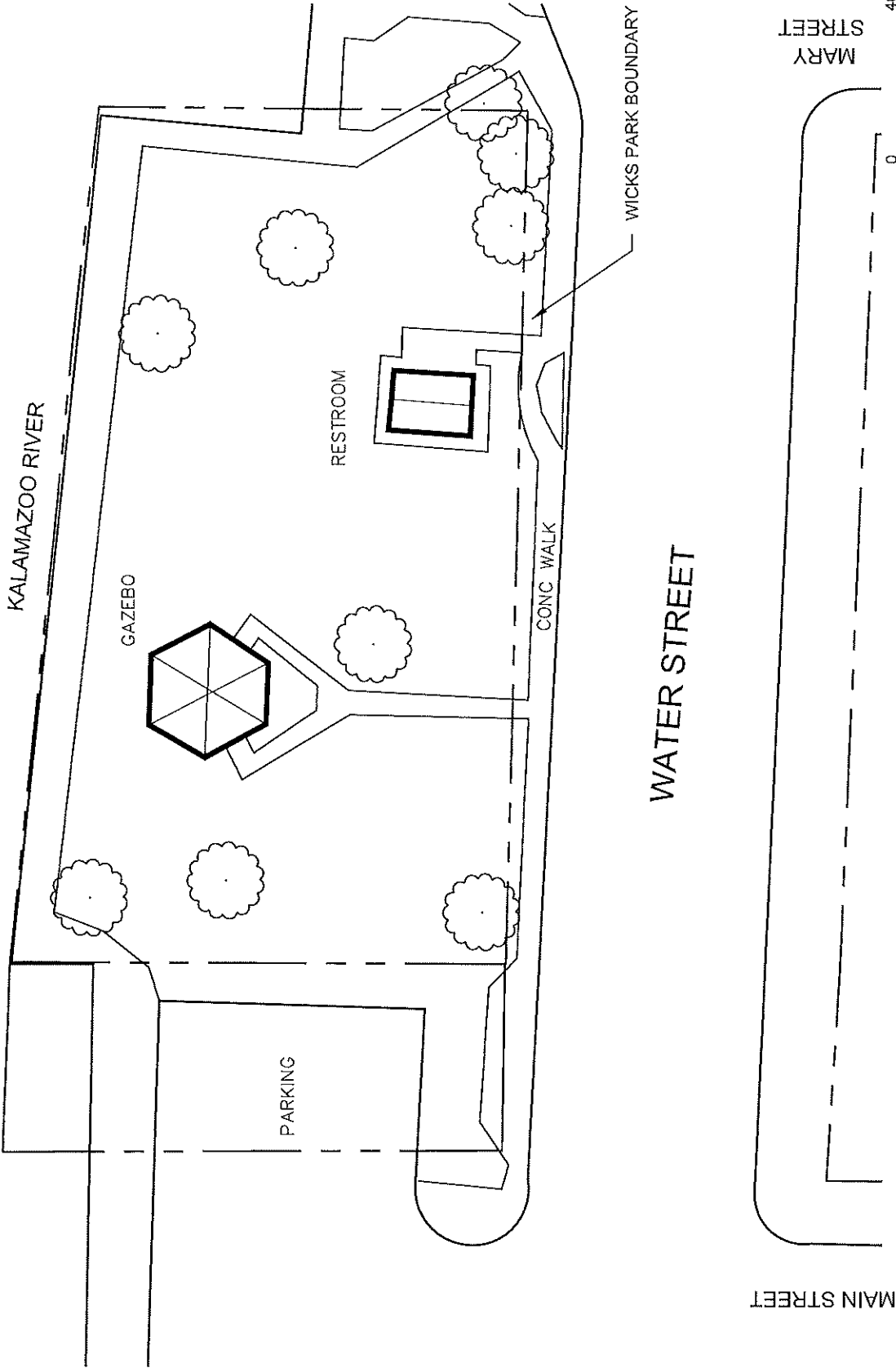
VILLAGE SQUARE PARK
PARK USE PERMIT APPLICATION

2011

3187

APPLICANT TO SKETCH LOCATION OF PROPOSED
TEMPORARY STRUCTURES, TENTS, STAGES,
EQUIPMENT, TRAILERS, PORTA POTTYS, ETC...

FLEIS & VANDENBRINK ENGINEERING, INC.



CITY OF SAUGATUCK
ALLEGAN COUNTY, MICHIGAN

WICKS PARK
PARK USE PERMIT APPLICATION

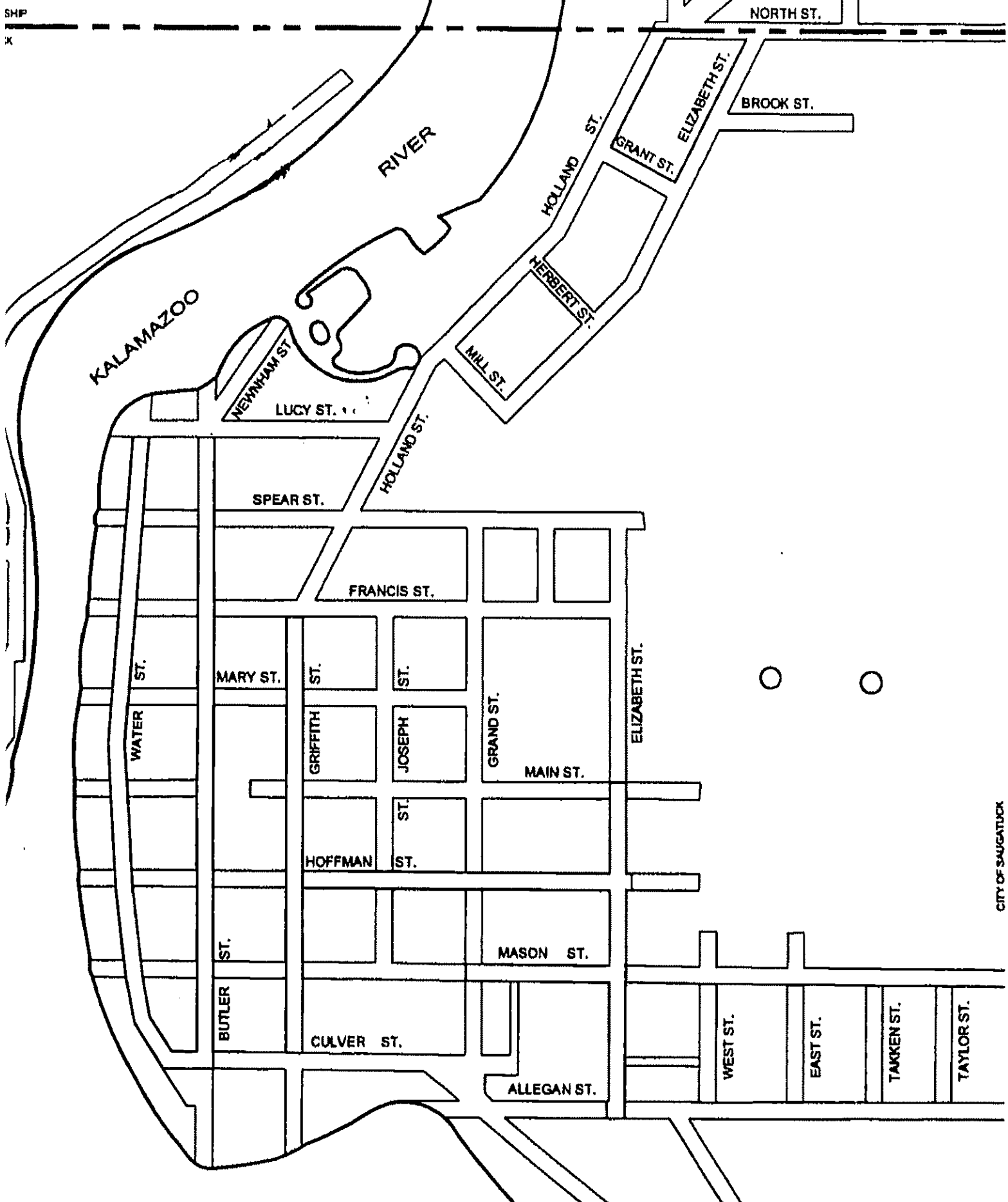
2016

3187

APPLICANT TO SKETCH LOCATION OF PROPOSED
TEMPORARY STRUCTURES, TENTS, STAGES,
EQUIPMENT, TRAILERS, PORTA POTTY'S, ETC...

FLEIS & VANDENBRINK ENGINEERING, INC.

Downtown Street / Sidewalk Closure(s)



From: [Jane Verplank](#)
To: [Mark Bekken](#); [Garnet Lewis](#); [Lauren Stanton](#); [Scott Dean](#); [Chris Peterson](#); [Ken Trester](#); [Holly Leo](#)
Cc: [Ryan Heise](#); [Katherine White](#)
Subject: Green Where?
Date: Wednesday, October 6, 2021 2:42:14 PM
Attachments: [Home heating sticker shock- The cost of natural gas is up 180% - CNN.webloc](#)

City Council,

I would ask you to take a minute and read the above article on the natural resources in this country. Then I would like you to answer this question. Why are we wasting tax dollars on 24 hour a day, long running Christmas lights but more importantly, why are we wasting valuable energy resources? So we don't have to turn the lights on and off? Why are Christmas lights on in September? Why not the holiday season? If Alexa can turn the lights on and off in your home why not the Christmas lights? Michigan will soon be in short supply of power with the price of Natural gas going up 180%. Natural gas is needed to make electricity. Do a little research, Michigan is one of the least prepared to come up with new power sources, rolling black outs are being predicted in the next two years. Unbelievable you say well who thought the whole world would be shut down because of a pandemic? People would refuse to be vaccinated? Who thought no one would be available to work in any industry?

The city council prides itself in the community wide recycling effort taking place, being green seems to be very important to this council. Still it seems to be acceptable to spend tax dollars to burn Christmas lights 24 hours a day for 6 months? I have heard that the lights are LED so it doesn't cost much, but still burning natural resources that will soon be in short supply. Saugatuck is known and visited for its natural beauty, not for being a city of lights. Why not celebrate the seasons and not make it one big commercial Christmas adventure. Will people come here in the Christmas season to see the lights, or will it be "lets go somewhere else we can see those lights anytime", not the best marketing strategy.

Please include this correspondence in your next council packet and it would be nice if someone would give some answers to this issue.

Jane Verplank

Home heating sticker shock: The cost of natural gas is up 180%



By [Matt Egan, CNN Business](#)

Updated 3:30 PM ET, Tue September 28, 2021

New York (CNN Business) Americans should brace for sticker shock on home heating costs as temperatures drop this fall and winter.

Prices for natural gas, the most common way to heat homes and a leading fuel source for generating electricity, have surged more than 180% over the past 12 months to \$5.90 per million British thermal units. Natural gas hasn't been this expensive since February 2014.

The risk is that an early winter or extremely cold fall temperatures will force households to crank up the heat. That would further shrink the nation's below-average stockpiles of natural gas and could lift prices even higher.

"If we get an early frost, it could get ugly. It could get ugly fast," said Robert Yawger, director of energy futures at Mizuho Securities.

The natural gas spike is exacerbating the United States' first brush with inflation in more than a dozen years. Families are already dealing with surging prices on everything from used cars and gasoline to bacon.

The inflation surge is forcing the Federal Reserve to consider curtailing its ongoing support of the economy and leading some moderate lawmakers to question the need for the White House's ambitious spending plans. Meanwhile the energy crunch is making global investors nervous about economic growth and high prices.

"This would be bad enough even in normal times. But now there is this general fear about inflation," said Robert McNally, president of consulting firm Rapidan Energy Group.

About half of US households use natural gas for home and water heating, according to the US Energy Information Administration.

The American Gas Association, which represents natural gas utilities like Con Edison, noted that "natural gas utility customers are not paying the day-to-day prices for natural gas that we see in the headlines," spokesperson Jake Rubin said in a statement.

That's because, AGA stressed, its members buy gas through long-term contracts that lock in prices and shield customers from some of the volatility. Rubin added that utilities augment winter supplies with storage of gas purchased months earlier.

'Disastrous' gas crisis in Europe

The natural gas situation is far worse overseas: Europe and Asia are grappling with crippling increases in natural gas prices and shortages that have forced blackouts, shutdowns of factories and cast a shadow over the economic recoveries there.

"It's disastrous," McNally said.

Soaring natural gas prices forced a major US fertilizer maker to halt operations in the United Kingdom. Fearing food shortages from a lack of carbon dioxide production, the UK government stepped in to bail out the American company.

The impact in the United States is blunted by the fact that the nation is the world's leading producer of natural gas, a benefit of the shale boom that unlocked an abundance of cheap gas. In fact, the United States is a major exporter of natural gas.

"There's no way we're running out of natural gas. We're going to survive," Yawger said.

Supply can't catch up with demand

So why have natural gas prices gone up so sharply? The central problem is that while economic activity bounced back, natural gas production did not. That means demand is coming back faster than supply, forcing prices to go higher.

After years of losing money, natural gas producers have been cautious about ramping up production. Storage levels in the Lower 48 US states are slightly below normal, according to the US Energy Information Administration.

Demand was further boosted by heatwaves across the country this summer. Hot temperatures drove up air conditioning usage and electricity demand.

Natural gas is the leading fuel source for the US power grid, supplying 40% of utility-scale electricity generation, according to the EIA.

The situation has been exacerbated by unplanned production outages in Norway and Russia as well as by Hurricane Ida, which knocked offline the vast majority of the Gulf of Mexico's oil and gas production.

'Perfect storm'

US supplies have been whittled down further by strong demand from overseas amid high international prices. US exports of liquefied natural gas are expected to average 9.6 billion cubic feet per day this year, up 48% from a year ago, according to the EIA.

And then there's the role of hedge funds and other big money traders on Wall Street. Yawger said speculators jumped in to bid natural gas prices higher when they realized storage levels were unusually low.

"It's been a perfect storm, with specs jumping in to take full advantage of this. It's spec nirvana," he said.

The good news is that some on Wall Street argue the natural gas spike may be getting out of hand.

Last week, Bank of America wrote that the winter risk premium built into natural gas prices has "reached excessive levels." The bank expects natural gas prices to drop during the final three months of the year and go lower next year.

The energy transition won't be easy

The natural gas price spike comes at a tricky time for governments around the world. Not only are they dealing with elevated inflation, global leaders are also trying to transition away from fossil fuels.

Environmental groups want to ban oil and gas fracking to prevent emissions from warming the planet. At least four countries in the Europe Union have enacted plans to end domestic fossil fuel production by 2050, according to IHS Markit.

President Joe Biden has set a target of carbon-free electricity generation by 2035, an ambitious goal that would require a dramatic shift away from natural gas and coal to solar and wind.

Today's high energy prices are a painful reminder of how addicted the world economy remains to fossil fuels — and how difficult, and potentially unpopular, it will be to wean off them.

Link to online article: <https://www.cnn.com/2021/09/28/business/natural-gas-inflation/index.html>









Man in light blue t-shirt and shorts, holding a paint tray and brush, standing next to a recessed area.

GRAFFITI: MURKIN, 3/19 CLASSIC B-DAY, HOLLYWOOD, 15012, 1980, +200

Man in green t-shirt and blue jeans, dipping a brush into a paint can on the ground.

Woman in pink hoodie and shorts, holding a long-handled roller.










DANGER
NO TRESPASSING
KEEP OUT
AREA UNDER
CONSTRUCTION









DANGER
NO TRESPASSING
KEEP OUT
HIGH VOLTAGE
ELECTRICITY





